

INDEPENDENT AUDITOR'S REPORT

To the Members of Gateway Distriparks (Kerala) Limited

Report on the Audit of the Ind AS Financial Statements**Opinion**

We have audited the accompanying Ind AS financial statements of Gateway Distriparks (Kerala) Limited ("the Company"), which comprise the Balance sheet as at March 31 2021, the Statement of Profit and Loss, including the statement of Other Comprehensive Income, the Cash Flow Statement and the Statement of Changes in Equity for the year then ended, and notes to the Ind AS financial statements, including a summary of significant accounting policies and other explanatory information.

In our opinion and to the best of our information and according to the explanations given to us, the aforesaid Ind AS financial statements give the information required by the Companies Act, 2013, as amended ("the Act") in the manner so required and give a true and fair view in conformity with the accounting principles generally accepted in India, of the state of affairs of the Company as at March 31, 2021, its profit including other comprehensive income, its cash flows and the changes in equity for the year ended on that date.

Basis for Opinion

We conducted our audit of the Ind AS financial statements in accordance with the Standards on Auditing (SAs), as specified under section 143(10) of the Act. Our responsibilities under those Standards are further described in the 'Auditor's Responsibilities for the Audit of the Ind AS Financial Statements' section of our report. We are independent of the Company in accordance with the 'Code of Ethics' issued by the Institute of Chartered Accountants of India together with the ethical requirements that are relevant to our audit of the financial statements under the provisions of the Act and the Rules thereunder, and we have fulfilled our other ethical responsibilities in accordance with these requirements and the Code of Ethics. We believe that the audit evidence we have obtained is sufficient and appropriate to provide a basis for our audit opinion on the Ind AS financial statements

Emphasis of Matter – Impact of Outbreak of Coronavirus (Covid-19)

We draw your attention to Note 30 to the accompanying Ind AS financial statements, which describes the management's assessment of the impact of the uncertainties related to outbreak of COVID-19 on the future business operations of the Company.

Our opinion is not modified in respect of this matter.

Other Information

The Company's Board of Directors is responsible for the other information. The other information comprises the information included in the Directors report but does not include the Ind AS financial statements and our auditor's report thereon.

Our opinion on the Ind AS financial statements does not cover the other information and we do not express any form of assurance conclusion thereon.

In connection with our audit of the Ind AS financial statements, our responsibility is to read the other information and, in doing so, consider whether such other information is materially inconsistent with the financial statements or our knowledge obtained in the audit or otherwise appears to be material.



misstated. If, based on the work we have performed, we conclude that there is a material misstatement of this other information, we are required to report that fact. We have nothing to report in this regard.

Responsibility of Management for the Ind AS Financial Statements

The Company's Board of Directors is responsible for the matters stated in section 134(5) of the Act with respect to the preparation of these Ind AS financial statements that give a true and fair view of the financial position, financial performance including other comprehensive income, cash flows and changes in equity of the Company in accordance with the accounting principles generally accepted in India, including the Indian Accounting Standards (Ind AS) specified under section 133 of the Act read with the Companies (Indian Accounting Standards) Rules, 2015, as amended. This responsibility also includes maintenance of adequate accounting records in accordance with the provisions of the Act for safeguarding of the assets of the Company and for preventing and detecting frauds and other irregularities; selection and application of appropriate accounting policies; making judgments and estimates that are reasonable and prudent; and the design, implementation and maintenance of adequate internal financial controls, that were operating effectively for ensuring the accuracy and completeness of the accounting records, relevant to the preparation and presentation of the Ind AS financial statements that give a true and fair view and are free from material misstatement, whether due to fraud or error.

In preparing the Ind AS financial statements, management is responsible for assessing the Company's ability to continue as a going concern, disclosing, as applicable, matters related to going concern and using the going concern basis of accounting unless management either intends to liquidate the Company or to cease operations, or has no realistic alternative but to do so.

Those Board of Directors are also responsible for overseeing the Company's financial reporting process.

Auditor's Responsibilities for the Audit of the Ind AS Financial Statements

Our objectives are to obtain reasonable assurance about whether the Ind AS financial statements as a whole are free from material misstatement, whether due to fraud or error, and to issue an auditor's report that includes our opinion. Reasonable assurance is a high level of assurance, but is not a guarantee that an audit conducted in accordance with SAs will always detect a material misstatement when it exists. Misstatements can arise from fraud or error and are considered material if, individually or in the aggregate, they could reasonably be expected to influence the economic decisions of users taken on the basis of these Ind AS financial statements.

As part of an audit in accordance with SAs, we exercise professional judgment and maintain professional skepticism throughout the audit. We also:

- Identify and assess the risks of material misstatement of the Ind AS financial statements, whether due to fraud or error, design and perform audit procedures responsive to those risks, and obtain audit evidence that is sufficient and appropriate to provide a basis for our opinion. The risk of not detecting a material misstatement resulting from fraud is higher than for one resulting from error, as fraud may involve collusion, forgery, intentional omissions, misrepresentations, or the override of internal control.
- Obtain an understanding of internal control relevant to the audit in order to design audit procedures that are appropriate in the circumstances. Under section 143(3)(i) of the Act, we are also responsible for expressing our opinion on whether the Company has adequate internal financial controls with reference to financial statements in place and the operating effectiveness of such controls.
- Evaluate the appropriateness of accounting policies used and the reasonableness of accounting estimates and related disclosures made by management.



- Conclude on the appropriateness of management's use of the going concern basis of accounting and, based on the audit evidence obtained, whether a material uncertainty exists related to events or conditions that may cast significant doubt on the Company's ability to continue as a going concern. If we conclude that a material uncertainty exists, we are required to draw attention in our auditor's report to the related disclosures in the financial statements or, if such disclosures are inadequate, to modify our opinion. Our conclusions are based on the audit evidence obtained up to the date of our auditor's report. However, future events or conditions may cause the Company to cease to continue as a going concern.
- Evaluate the overall presentation, structure and content of the Ind AS financial statements, including the disclosures, and whether the Ind AS financial statements represent the underlying transactions and events in a manner that achieves fair presentation.

We communicate with those charged with governance regarding, among other matters, the planned scope and timing of the audit and significant audit findings, including any significant deficiencies in internal control that we identify during our audit.

We also provide those charged with governance with a statement that we have complied with relevant ethical requirements regarding independence, and to communicate with them all relationships and other matters that may reasonably be thought to bear on our independence, and where applicable, related safeguards.

Report on Other Legal and Regulatory Requirements

- 1 As required by the Companies (Auditor's Report) Order, 2016 ("the Order"), issued by the Central Government of India in terms of sub-section (11) of section 143 of the Act, we give in the "Annexure 1" a statement on the matters specified in paragraphs 3 and 4 of the Order.
2. As required by Section 143(3) of the Act, we report that:
 - (a) We have sought and obtained all the information and explanations which to the best of our knowledge and belief were necessary for the purposes of our audit;
 - (b) In our opinion, proper books of account as required by law have been kept by the Company so far as it appears from our examination of those books;
 - (c) The Balance Sheet, the Statement of Profit and Loss including the Statement of Other Comprehensive Income, the Cash Flow Statement and Statement of Changes in Equity dealt with by this Report are in agreement with the books of account;
 - (d) In our opinion, the aforesaid Ind AS financial statements comply with the Accounting Standards specified under Section 133 of the Act, read with Companies (Indian Accounting Standards) Rules, 2015, as amended;
 - (e) On the basis of the written representations received from the directors as on March 31, 2021 taken on record by the Board of Directors, none of the directors is disqualified as on March 31, 2021 from being appointed as a director in terms of Section 164 (2) of the Act;
 - (f) With respect to the adequacy of the internal financial controls with reference to these Ind AS financial statements and the operating effectiveness of such controls, refer to our separate Report in "Annexure 2" to this report;
 - (g) In our opinion, the managerial remuneration for the year ended March 31, 2021 has been paid / provided by the Company to its directors in accordance with the provisions of section 197 and with Schedule V to the Act;



S.R. BATLIBOI & Co. LLP

Chartered Accountants

- (h) With respect to the other matters to be included in the Auditor's Report in accordance with Rule 11 of the Companies (Audit and Auditors) Rules, 2014, as amended in our opinion and to the best of our information and according to the explanations given to us:
- i. The Company has disclosed the impact of pending litigations on its financial position in its Ind AS financial statements – Refer Note 27 to the Ind AS financial statements;
 - ii. The Company did not have any long-term contracts including derivative contracts for which there were any material foreseeable losses;
 - iii. There were no amounts which were required to be transferred to the Investor Education and Protection Fund by the Company.

For **S.R. Batliboi & Co. LLP**

Chartered Accountants

ICAI Firm Registration Number: 301003E/E300005



per Vishal Sharma

Partner

Membership Number: 096766

UDIN: 21096766AAAAG8763

Place of Signature: Faridabad

Date: 26 April 2021



Annexure '1' referred to in paragraph under the heading "Report on other legal and regulatory requirements" of our report of even date

Re: Gateway Distriparks (Kerala) Limited ("the Company")

- (i)(a) The Company has maintained proper records showing full particulars, including quantitative details and situation of fixed assets.
 - (b) Fixed assets have been physically verified by the management during the year and no material discrepancies were identified on such verification.
 - (c) According to the information and explanations given by the management and audit procedures performed by us, the title deeds of immovable properties included in property, plant and equipment are held in the name of the Company.
- (ii) The Company's business does not involve inventories and, accordingly, the requirements under paragraph 3(ii) of the Order are not applicable to the Company.
- (iii) According to the information and explanations given to us and audit procedures performed by us, the Company has not granted any loans, secured or unsecured to companies, firms, Limited Liability Partnerships or other parties covered in the register maintained under section 189 of the Companies Act, 2013. Accordingly, the provisions of clause 3(iii)(a), (b) and (c) of the Order are not applicable to the Company and hence not commented upon
- (iv) In our opinion and according to the information and explanations given to us, there are no loans, investments, guarantees, and securities given in respect of which provisions of section 185 and 186 of the Companies Act 2013 are applicable and hence not commented upon.
- (v) The Company has not accepted any deposits within the meaning of Sections 73 to 76 of the Act and the Companies (Acceptance of Deposits) Rules, 2014 (as amended). Accordingly, the provisions of clause 3(v) of the Order are not applicable.
- (vi) To the best of our knowledge and as explained, the Central Government has not specified the maintenance of cost records under Section 148(l) of the Companies Act, 2013, for the products/services of the Company.
- (vii)(a) Undisputed statutory dues including provident fund, employees' state insurance, income-tax, sales-tax, service tax, duty of custom, duty of excise, value added tax, goods and service tax, cess and other statutory dues have generally been regularly deposited with the appropriate authorities though there has been a slight delay in a few cases. The provisions relating to duty of excise are not applicable to the Company.
 - (b) According to the information and explanations given to us and audit procedures performed by us, no undisputed amounts payable in respect of provident fund, employees' state insurance, income-tax, service tax, sales-tax, duty of custom, value added tax, goods and service tax, cess and other statutory dues were outstanding, at the year end, for a period of more than six months



from the date they became payable. The provisions relating to duty of excise are not applicable to the Company.

- (c) According to information and explanation given to us, there are no dues of Income tax, sales tax, value added tax, service tax, duty of customs, goods and service tax and cess which have not been deposited on account of any dispute. The provisions relating to duty of excise are not applicable to the Company.
- (viii) In our opinion and according to the information and explanations given by the management, the Company has not defaulted in repayment of loans or borrowing to a financial institution, bank or government or dues to debenture holders.
- (ix) In our opinion and according to the information and explanations given by the management and audit procedures performed by us, monies raised by way of term loans were applied for the purposes for which they were raised.

Further, based on the information and explanations given by the management, the Company has not raised any money way of initial public offer / further public offer / debt instruments.

- (x) Based upon the audit procedures performed for the purpose of reporting the true and fair view of the financial statements and according to the information and explanations given by the management, we report that no fraud by the company or no material fraud on the company by the officers and employees of the Company has been noticed or reported during the year.
- (xi) According to the information and explanations given by the management and audit procedures performed by us, the managerial remuneration has been paid / provided in accordance with the requisite approvals mandated by the provisions of section 197 read with Schedule V to the Companies Act, 2013.
- (xii) In our opinion, the Company is not a nidhi company. Therefore, the provisions of clause 3(xii) of the order are not applicable to the Company and hence not commented upon.
- (xiii) According to the information and explanations given by the management and audit procedures performed by us, transactions with the related parties are in compliance with section 177 and 188 of Companies Act, 2013 where applicable and the details have been disclosed in the notes to the financial statements, as required by the applicable accounting standards.
- (xiv) According to the information and explanations given to us and on an overall examination of the balance sheet, the company has not made any preferential allotment or private placement of shares or fully or partly convertible debentures during the year under review and hence, reporting requirements under clause 3(xiv) are not applicable to the company and, not commented upon.
- (xv) According to the information and explanations given by the management and audit procedures performed by us, the Company has not entered into any non-cash transactions with directors or persons connected with him as referred to in section 192 of Companies Act, 2013.



S.R. BATLIBOI & Co. LLP

Chartered Accountants

- (xvi) According to the information and explanations given to us, the provisions of section 45-IA of the Reserve Bank of India Act, 1934 are not applicable to the Company.

For **S.R. Batliboi & Co. LLP**

Chartered Accountants

ICAI Firm Registration Number: 301003E/E300005



per Vishal Sharma

Partner

Membership Number: 096766

UDIN: 21096766AAAAKG8763

Place of Signature: Faridabad

Date: 26 April 2021



**ANNEXURE 2 TO THE INDEPENDENT AUDITOR'S REPORT OF EVEN DATE ON THE
IND AS FINANCIAL STATEMENTS OF GATEWAY DISTRIIPARKS (KERALA) LIMITED****Report on the Internal Financial Controls under Clause (i) of Sub-section 3 of Section 143 of the
Companies Act, 2013 ("the Act")**

We have audited the internal financial controls over financial reporting of Gateway Distriparks (Kerala) Limited ("the Company") as of March 31, 2021 in conjunction with our audit of the financial statements of the Company for the year ended on that date.

Management's Responsibility for Internal Financial Controls

The Company's Management is responsible for establishing and maintaining internal financial controls based on the internal control over financial reporting criteria established by the Company considering the essential components of internal control stated in the Guidance Note on Audit of Internal Financial Controls over Financial Reporting issued by the Institute of Chartered Accountants of India. These responsibilities include the design, implementation and maintenance of adequate internal financial controls that were operating effectively for ensuring the orderly and efficient conduct of its business, including adherence to the Company's policies, the safeguarding of its assets, the prevention and detection of frauds and errors, the accuracy and completeness of the accounting records, and the timely preparation of reliable financial information, as required under the Companies Act, 2013.

Auditor's Responsibility

Our responsibility is to express an opinion on the Company's internal financial controls over financial reporting with reference to these financial statements based on our audit. We conducted our audit in accordance with the Guidance Note on Audit of Internal Financial Controls Over Financial Reporting (the "Guidance Note") and the Standards on Auditing as specified under section 143(10) of the Companies Act, 2013, to the extent applicable to an audit of internal financial controls and, both issued by the Institute of Chartered Accountants of India. Those Standards and the Guidance Note require that we comply with ethical requirements and plan and perform the audit to obtain reasonable assurance about whether adequate internal financial controls over financial reporting with reference to these financial statements were established and maintained and if such controls operated effectively in all material respects.

Our audit involves performing procedures to obtain audit evidence about the adequacy of the internal financial controls over financial reporting with reference to these financial statements and their operating effectiveness. Our audit of internal financial controls over financial reporting with reference to financial statements included obtaining an understanding of internal financial controls over financial reporting with reference to these financial statements, assessing the risk that a material weakness exists, and testing and evaluating the design and operating effectiveness of internal controls based on the assessed risk. The procedures selected depend on the auditor's judgement, including the assessment of the risks of material misstatement of the financial statements, whether due to fraud or error.

We believe that the audit evidence we have obtained is sufficient and appropriate to provide a basis for our audit opinion on the internal financial controls over financial reporting with reference to these financial statements.

**Meaning of Internal Financial Controls Over Financial Reporting with reference to these
financial statements**

A company's internal financial control over financial reporting with reference to these financial statements is a process designed to provide reasonable assurance regarding the reliability of financial



reporting and the preparation of financial statements for external purposes in accordance with generally accepted accounting principles. A company's internal financial control over financial reporting with reference to these financial statements includes those policies and procedures that (1) pertain to the maintenance of records that, in reasonable detail, accurately and fairly reflect the transactions and dispositions of the assets of the company; (2) provide reasonable assurance that transactions are recorded as necessary to permit preparation of financial statements in accordance with generally accepted accounting principles, and that receipts and expenditures of the company are being made only in accordance with authorizations of management and directors of the company; and (3) provide reasonable assurance regarding prevention or timely detection of unauthorized acquisition, use, or disposition of the company's assets that could have a material effect on the financial statements.

Inherent Limitations of Internal Financial Controls Over Financial Reporting with reference to these financial statements

Because of the inherent limitations of internal financial controls over financial reporting with reference to these financial statements, including the possibility of collusion or improper management override of controls, material misstatements due to error or fraud may occur and not be detected. Also, projections of any evaluation of the internal financial controls over financial reporting with reference to these financial statements to future periods are subject to the risk that the internal financial control over financial reporting with reference to financial statements may become inadequate because of changes in conditions, or that the degree of compliance with the policies or procedures may deteriorate.

Opinion

In our opinion, the Company has, in all material respects, adequate internal financial controls over financial reporting with reference to financial statements and such internal financial controls over financial reporting with reference to financial statements were operating effectively as at March 31, 2021, based on the internal control over financial reporting criteria established by the Company considering the essential components of internal control stated in the Guidance Note on Audit of Internal Financial Controls Over Financial Reporting issued by the Institute of Chartered Accountants of India.

For S.R. BATLIBOI & CO. LLP

Chartered Accountants

ICAI Firm Registration Number: 301003E/E300005

per Vishal Sharma

Partner

Membership No.: 096766

UDIN: 21096766AAAAG8763


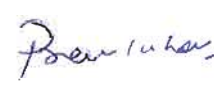




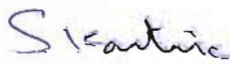
Place of Signature: Faridabad

Date: 26 April 2021










GATEWAY DISTRI PARKS (KERALA) LIMITED

Balance sheet for the year ended 31 March 2021
(All amounts in INR lakhs, unless otherwise stated)

	Notes	As at 31 March 2021	As at 31 March 2020
ASSETS			
<u>Non-current assets</u>			
Property, plant and equipment	3	3,481.12	3,690.69
Intangible assets	4	-	0.20
Right-of-use assets	27(d)	1,710.00	1,798.55
<u>Financial assets</u>			
i. Other financial assets	5(d)	364.94	303.67
Deferred tax assets (net)	6	135.99	169.09
Income tax asset (Net)	7	35.83	67.56
Other non-current assets	8	1,252.11	1,252.11
Total non-current assets		6,979.99	7,281.87
<u>Current assets</u>			
Contract assets	5(a), 14	24.76	13.01
<u>Financial assets</u>			
i. Trade receivables	5(a)	170.85	178.00
ii. Cash and cash equivalent	5(b)	412.51	99.09
iii. Bank balances other than (ii) above	5(c)	-	127.92
Other current assets	8	14.37	9.28
Total current assets		622.49	427.30
Total Assets		7,602.48	7,709.17
EQUITY AND LIABILITIES			
<u>Equity</u>			
Equity share capital	9(a)	2,305.00	2,305.00
Other equity			
i. Reserves and surplus	9(b)	0.55	(8.48)
Equity component of compound financial instrument	9(b)	127.73	127.73
Total Equity		2,433.28	2,424.25
<u>LIABILITIES</u>			
<u>Non-current liabilities</u>			
<u>Financial liabilities</u>			
i. Borrowings	10(a)	4,055.74	3,912.87
ii. Lease liabilities	27(d)	939.84	935.59
Employee benefit obligations	11	10.78	6.40
Total non-current liabilities		5,006.36	4,854.86
<u>Current liabilities</u>			
Contract liabilities	10(b), 14	3.17	16.95
<u>Financial liabilities</u>			
i. Lease liabilities	27(d)	101.89	99.89
ii. Trade payables			
- Total outstanding dues of micro enterprises and small enterprises	10(c)	-	-
- Total outstanding dues of creditors other than micro enterprises and small enterprises	10(c)	42.49	38.30
iii. Other financial liabilities	10(d)	-	260.87
Employee benefit obligations	11	0.29	4.29
Other current liabilities	13	15.00	9.76
Total current liabilities		162.84	430.06
Total Liabilities		5,169.20	5,284.92
Total Equities and Liabilities		7,602.48	7,709.17
Summary of significant accounting policies		2	
The accompanying notes are an integral part of financial statements.			
As per our report of even date For S.R. Balthal & Co. LLP Chartered Accountants Firm Registration No.: 3070039E300045		For and on behalf of the Board of Directors of Gateway Distriparks (Kerala) Limited	
 per Vishal Sharma Partner Membership No.: 096766 Place: Faridabad Date: 26 April 2021		 Prem Kumar Datta Gupta Chairman DIN: 00011670 Place: New Delhi Date: 26 April 2021	
		 P. Nagesh Director DIN: 00207798 Place: Cochin Date: 26 April 2021	
		 Sandeep Kumar Shew Chief Financial Officer PAN: AJR280674C Place: Ghaziabad Date: 26 April 2021	
		 S. Karthik Aiyar Company Secretary Membership No.: A10681 Place: Mumbai Date: 26 April 2021	

GATEWAY DISTRI PARKS (KERALA) LIMITED
Statement of Profit and Loss for the year ended 31 March 2021
(All amounts in INR lakhs, unless otherwise stated)

	Notes	For the year ended March 2021	For the year ended March 2020
Revenue			
Revenue from contracts with customers	14	1,358.58	1,406.38
Other income	15	21.43	15.92
Total Income (I)		1,380.01	1,422.30
Expenses			
Operating expenses	16	365.24	440.15
Employee benefits expense	17	81.23	85.97
Depreciation and amortisation expense	18	299.53	295.04
Finance cost	19	364.42	379.01
Other expenses	20	221.19	219.89
Total expenses (II)		1,331.61	1,420.06
Profit before tax (III)=(I-II)		48.40	2.24
Tax expense			
-Current tax	21	7.55	0.37
-Deferred tax	21	32.74	(204.54)
Total tax expense (IV)		40.29	(204.17)
Profit for the year (V)=(III-IV)		8.11	206.41
Other comprehensive income			
<i>Items that will not be reclassified to profit or loss</i>			
Remeasurements of post-employment benefit obligations		1.28	(2.35)
Income tax relating to the above		(0.36)	0.72
Other comprehensive income for the year, net of tax (VI)		0.92	(1.63)
Total comprehensive income for the year, net of tax (VII)=(V+VI)		9.03	204.78
Earnings per share			
[Face value INR 10 per share(31 March 2020: INR 10 per share)]			
Basic earnings per share (INR)	29	0.04	0.90
Diluted earnings per share (INR)	29	0.04	0.90
Summary of significant accounting policies			
2			
The accompanying notes are an integral part of financial statements			
As per our report of even date For S.R. Batliboi & Co. LLP Chartered Accountants Firm Registration No.: 301003E/E300005		For and on behalf of the Board of Directors of Gateway Distriparks (Kerala) Limited	
 per Vishal Sharma Partner Membership No.: 096766 Place: Faridabad Date: 26 April 2021		 Prem Kishan Dass Gupta Chairman DIN: 00011670 Place: New Delhi Date: 26 April 2021	
		 P. Narayanan Director DIN: 00307798 Place: Cochin Date: 26 April 2021	
		 Sundeep Kumar Shaw Chief Financial Officer PAN: AJRPS0674C Place: Ghaziabad Date: 26 April 2021	
		 S. Kartik Aiyar Company Secretary Membership No : A10681 Place: Mumbai Date: 26 April 2021	

GATEWAY DISTRI PARKS (KERALA) LIMITED
Statement of Cash Flows for the year ended 31 March 2021
(All amounts in INR lakhs, unless otherwise stated)

	Notes	Year ended 31 March 2021	Year ended 31 March 2020
A Cash flow from operating activities			
Profit before income tax		48.40	2.24
Adjustments to reconcile profit before tax to net cash flows:			
Depreciation and amortisation expense	18	299.53	295.04
Liabilities/ provisions no longer required written back	15	-	(2.22)
Interest income	15	(21.43)	(13.70)
Finance cost	19	364.42	379.01
Working capital adjustments			
(Increase)/decrease in trade receivables and contract assets	5(a),14	(4.34)	(20.24)
(Increase)/decrease in other non-current assets	8	-	(27.39)
(Increase)/decrease in other current assets	8	(5.09)	21.97
Increase/(decrease) in trade payables and contract liabilities	10(c),10(b),14	(9.59)	9.76
Increase/(decrease) in other financial liabilities	10(d)	-	(0.33)
(Increase)/decrease in other financial assets	5(d)	(61.27)	(8.72)
Increase/(decrease) in employee benefit obligations	11	2.14	1.94
Increase/(decrease) in other current liabilities	13	5.24	(4.03)
Cash generated from operations		618.01	633.33
Income tax Refund (net of tax paid)	7	24.18	(20.96)
Net cash inflow from operating activities		642.19	612.37
B Cash flow from investing activities:			
Purchase of property, plant and equipment and intangible assets	3,4	(1.21)	(210.02)
(Increase)/decrease in other bank balances	5(e)	127.92	(127.92)
Interest received	15	20.37	13.95
Net cash used in from investing activities		147.08	(323.99)
C Cash flow from financing activities			
Payment of lease liabilities	27(d)	(99.90)	(97.92)
Repayment of long term borrowings	10(a)	(365.20)	(164.74)
Interest paid	19	(10.75)	(41.21)
Net cash used in from financing activities		(475.85)	(303.87)
Net increase/(decrease) in cash and cash equivalents		313.42	(15.49)
Add: Cash and cash equivalents at the beginning of the year	5(b)	99.09	114.58
Cash and cash equivalents at the end of the year	5(b)	412.51	99.09
<i>Reconciliation of Cash and Cash Equivalents as per Statement of Cash Flow</i>			
Cash Flow statement as per above comprises of the following			
Cash and cash equivalents	5(b)	412.51	99.09
Balances as per statement of cash flows		412.51	99.09

Summary of significant accounting policies

2

The accompanying notes are an integral part of financial statements

As per our report of even date
For S.R. Batliboi & Co. LLP
Chartered Accountants
Firm Registration No.: 301003/E/300005

For and on behalf of the Board of Directors of
Gateway Distriparks (Kerala) Limited

per Vishal Sharma
Partner
Membership No.: 096766
Place: Faridabad
Date: 26 April 2021



For and on behalf of the Board of Directors of
Gateway Distriparks (Kerala) Limited

Prem Kishan Dass Gupta
Chairman
DIN: 00011670
Place: New Delhi
Date: 26 April 2021

P. N. N. N. N. N.
Director
DIN: 00307798
Place: Cochin
Date: 26 April 2021



Sandeep Kumar Shaw
Chief Financial Officer
PAN: AJRPS0674C
Place: Ghaziabad
Date: 26 April 2021

S. Kartik Aiyar
Company Secretary
Membership No.: A10681
Place: Mumbai
Date: 26 April 2021

GATEWAY DISTRI PARKS (KERALA) LIMITED
Statement of Changes in Equity for the year ended 31 March 2021
(All amounts in INR lakhs, unless otherwise stated)

Statement of changes in equity

(A) Equity share capital (refer note 9)

Equity Shares of INR 10 each issued, subscribed and fully paid up

Particulars	Notes	Number of shares	Amount
As at 1 April 2019	9 (a)	230.50	2,305.00
Changes in equity share capital		-	-
As at 31 March 2020		230.50	2,305.00
Changes in equity share capital	9 (a)	-	-
As at 31 March 2021		230.50	2,305.00

(B) Other equity

Particulars	Reserves and Surplus			
	Notes	Equity Component of Compound Financial Instrument	Retained earnings	Total Other Equity
Balance as at 01 April 2019	9 (b)	127.73	(213.26)	(85.53)
Profit for the year		-	206.41	206.41
Other Comprehensive Income		-	(1.63)	(1.63)
Total comprehensive income for the year		-	204.78	204.78
Balance as at 31 March 2020		127.73	(8.48)	119.25
Balance as at 01 April 2020	9 (b)	127.73	(8.48)	119.25
Profit for the year		-	8.11	8.11
Other Comprehensive Income		-	0.92	0.92
Total comprehensive income for the year		-	9.03	9.03
Balance as at 31 March 2021		127.73	0.55	128.28

Summary of significant accounting policies (refer note 2)

The accompanying notes are an integral part of financial statements

As per our report of even date

For S.R. Batliboi & Co. LLP,

Chartered Accountants

Firm Registration No.: 301003E/E300005

For and on behalf of the Board of Directors of

Gateway Distriparks (Kerala) Limited



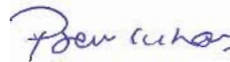
per Vishal Sharma
Partner

Membership No.: 096766

Place: Faridabad

Date: 26 April 2021





Prem Kishan Dass Gupta

Chairman

DIN: 00011670

Place: New Delhi

Date: 26 April 2021



P. Nandamohan

Director

DIN: 00307798

Place: Cochin

Date: 26 April 2021



Sandeep Kumar Shas

Chief Financial Officer

PAN: AJRPS0674C

Place: Ghaziabad

Date: 26 April 2021



S. Kartik Aiyar

Company Secretary

Membership No.: A 10681

Place: Mumbai

Date: 26 April 2021



1 Corporate Information

Gateway Distriparks Kerala Limited (the 'Company') is engaged in the business of providing services of Container Freight Station ('CFS'). The CFS is located at NH 47 C, Vallarpadam, Kochi. The CFS is about 0.5 Kms from India Gateway Terminal Port. CFS provides common user facilities offering services for Container Handling, Transport and Storage of import/ export laden and empty containers and cargo carried under customs control.

The financial statements were approved for issue in accordance with a resolution of the directors on 26 April 2021.

2 SIGNIFICANT ACCOUNTING POLICIES:

2.1 Basis of Preparation:

The financial statements of the Company have been prepared in accordance with Indian Accounting Standards (Ind AS) notified under the Companies (Indian Accounting Standards) Rules, 2015 (as amended from time to time) and presentation requirements of Division II of Schedule III to the Companies Act, 2013, (Ind AS compliant Schedule III), as applicable.

These are Company's separate financial statements.

The financial statements are presented in Indian National Rupee ('INR') and all values are rounded to the nearest lacs (INR 00,000), except when otherwise indicated.

Historical Cost Convention

The financial statements have been prepared on a historical cost basis, except for the following.

- Certain financial instruments that are measured at fair value;
- Define benefit plan-plan assets measured at fair value; and
- Assets held for sale-measured at lower of carrying value and fair value less cost to sell.

2.2 Summary of Significant Accounting Policies

(a) Current and non-current classification

The Company presents assets and liabilities in the balance sheet based on current/ non-current classification.

An asset is treated as current when it is:

- a. Expected to be realised or intended to be sold or consumed in normal operating cycle
- b. Held primarily for the purpose of trading.
- c. Expected to be realised within twelve months after the reporting period, or
- d. Cash or cash equivalent unless restricted from being exchanged or used to settle a liability for at least twelve months after the reporting period

All other assets are classified as non-current.

A liability is current when:

- a. It is expected to be settled in normal operating cycle
- b. It is held primarily for the purpose of trading
- c. It is due to be settled within twelve months after the reporting period, or
- d. There is no unconditional right to defer the settlement of the liability for at least twelve months after the reporting

The Company classifies all other liabilities as non-current.

Deferred tax assets and liabilities are classified as non-current assets and liabilities.

The operating cycle is the time between the acquisition of assets for processing and their realisation in cash and cash equivalents. The Company has identified twelve months as its operating cycle.

(b) Foreign currency translation:

Transactions and balances

Foreign currency transactions are translated into functional currency using the exchange rates prevailing on the date of the transactions. Foreign exchange gains and losses resulting from the settlement of such transactions and from the translation of monetary assets and liabilities denominated in foreign currencies at year end exchange rates are generally recognised in Statement of profit and loss.

Foreign exchange differences regarded as an adjustment to borrowing costs are presented in the statement of profit and loss, within finance cost. All other foreign exchange gains and losses are presented in the Statement of profit and loss on a net basis.

Non-monetary assets and liabilities denominated in a foreign currency and measured at historical cost are translated at the exchange rate prevalent at the date of transaction.



Non-monetary items that are measured at fair value in a foreign currency are translated using the exchange rates at the date when the fair value was determined. Translation difference on assets and liabilities carried at fair value are reported as part of the fair value gain or loss. For example, translation differences on non-monetary assets and liabilities such as equity instruments held at fair value through profit or loss are recognised in statement of profit and loss as part of the fair value gain or loss and translation differences on non-monetary assets such as equity investments classified as FVOCI are recognised in other comprehensive income.

All monetary assets and liabilities in foreign currency are restated at the end of accounting period. With respect to long-term foreign currency monetary items, the Company has adopted the following policy:

Long Term foreign currency monetary item taken upto 31 March 2016 on depreciable assets:

- Foreign exchange difference on account of long term foreign currency loan on a depreciable asset, are adjusted in the cost of the depreciable asset, which would be depreciated over the balance life of the asset.

Long Term foreign currency monetary item taken after 01 April 2016 on depreciable assets:

- Foreign exchange difference on account of a depreciable assets, are included in the Statement of profit and Loss.

A monetary asset or liability is termed as a long-term foreign currency monetary item, if the asset or liability is expressed in a foreign currency and has a term of 12 months or more at the date of origination of the asset or liability.

(c) Revenue Recognition

The Company is principally engaged in a single segment viz. Inter-Modal Container Logistics, based on the nature of services, risks, returns and the internal business reporting system.

Ind AS 115 "Revenue from Contracts with Customers" provides a control-based revenue recognition model and provides a five step application approach to be followed for revenue recognition.

- Identify the contract(s) with a customer
- Identify the performance obligations
- Determine the transaction price
- Allocate the transaction price to the performance obligations
- Recognise revenue when or as an entity satisfies performance obligation

Revenue from contracts with customers is recognised when control of the services are transferred to the customer at an amount that reflects the consideration to which the Company expects to be entitled in exchange for those services. The Company has generally concluded that it is the principal in its revenue arrangements, except for the agency services, because it typically controls the services before transferring them to the customer.

Revenue excludes amounts collected on behalf of third parties.

Rendering of services :

- (i) Revenue is measured at the fair value of the consideration received or receivable. Amounts disclosed as revenue are net of returns, trade allowances, rebates, value added taxes and amounts collected on behalf of third parties.
- (ii) The Company recognises revenue when the amount of revenue can be reliably measured, it is probable that future economic benefit will flow to the entity and specific criteria have been met for each of the Company activities as described below. The Company bases its estimates on historical results, taking into consideration the type of customer, the type of transaction and the specifics of each arrangement.
- (iii) Income from Container handling, storage and transportation are recognised on proportionate completion of the movement and delivery of goods to the party/designated place
- (iv) Income from Ground Rent is recognised for the period the container is lying in the Container Freight Station. However, in case of long standing containers, the income from Ground Rent is not accrued for a period beyond 60 days as on the basis of past history the collectability is not reasonably assured.
- (v) Income from auction sales is recognised when the Company auctions long-standing cargo that has not been cleared by customs. Revenue and expenses for Auction sales are recognised when auction is completed after obtaining necessary approvals from appropriate authorities. Auction sales include recovery of the cost incurred in conducting auctions, accrued ground rent and handling charges relating to long-standing cargo. Surplus, out of auctions, if any, after meeting all expenses and the actual ground rent, is credited to a separate account 'Auction Surplus' and is shown under the head 'Other Current Liabilities'. Unclaimed Auction Surplus, if any, in excess of period specified under the Limitations Act is written back as 'Income' in the following financial year.

Variable consideration

If the consideration in a contract includes a variable amount, estimates the amount of consideration to which it will be entitled in exchange for transferring the service to the customer. The variable consideration is estimated at contract inception and constrained until it is highly probable that a significant revenue reversal in the amount of cumulative revenue recognised will not occur when the associated uncertainty with the variable consideration is subsequently resolved. The Company recognizes changes in the estimated amount of variable consideration in the period in which the change occurs. Some contracts for the sale of service provide customers with volume rebates and pricing incentives, which give rise to variable consideration.

The Company provides retrospective volume rebates and pricing incentives to certain customers once the quantity of products purchased during the period exceeds a threshold specified in the contract. Rebates are offset against amounts payable by the customer. To estimate the variable consideration for the expected future rebates, the Company applies the most likely amount method for contracts with a single-volume threshold and the expected value method for contracts with more than one volume threshold. The selected method that best predicts the amount of variable consideration is primarily driven by the number of volume thresholds contained in the contract. The Company then applies the requirements on constraining estimates of variable consideration and recognises a refund liability for the expected future rebates.



Contract balances**Trade receivables**

A receivable represents the Company's right to an amount of consideration that is unconditional (i.e., only the passage of time is required before payment of the consideration is due). Refer to accounting policies of financial assets in section financial instruments – initial recognition and subsequent measurement.

Contract assets

A contract asset is initially recognised for revenue earned from services because the receipt of consideration is conditional on successful completion of the service. Upon completion of the services and acceptance by the customer, the amount recognised as contract assets is reclassified to trade receivables.

Contract assets are subject to impairment assessment. Refer to accounting policies on impairment of financial assets and contract assets in section l(iii).

Contract liabilities

A contract liability is the obligation to transfer services to a customer for which the Company has received consideration (or an amount of consideration is due) from the customer. If a customer pays consideration before the Company transfers services to the customer, a contract liability is recognised when the payment is made or the payment is due (whichever is earlier). Contract liabilities are recognised as revenue when the Company performs under the contract.

Cost to obtain a contract

The Company pays sales commission to its selling agents for each contract that they obtain for the Company. The Company has elected to apply the optional practical expedient for costs to obtain a contract which allows the Company to immediately expense sales commissions (included in advertisement and sales promotion expense under other expenses) because the amortization period of the asset that the Company otherwise would have used is one year or less.

Costs to fulfil a contract i.e. freight, insurance and other selling expenses are recognized as an expense in the period in which related revenue is recognised.

Critical Judgements

The Company's contracts with customers include promises to transfer service to the customers. Judgement is required to determine the transaction price for the contract. The transaction price could be either a fixed amount of customer consideration or variable consideration with elements such as schemes, incentives, cash discounts, etc. The estimated amount of variable consideration is adjusted in the transaction price only to the extent that it is highly probable that a significant reversal in the amount of cumulative revenue recognised will not occur and is reassessed at the end of each reporting period.

Estimates of rebates and discounts are sensitive to changes in circumstances and the Company's past experience regarding returns and rebate entitlements may not be representative of customers' actual returns and rebate entitlements in the future.

Costs to obtain a contract are generally expensed as incurred. The assessment of this criteria requires the application of judgement, in particular when considering if costs generate or enhance resources to be used to satisfy future performance obligations and whether costs are expected to be recovered.

Other revenue streams**Export Benefits**

Export Entitlements in the form of Service Exports from India Scheme (SEIS) and other schemes are recognized in the statement of profit and loss when the right to receive credit as per the terms of the scheme is established in respect of exports made and when there is no significant uncertainty regarding the ultimate collection of the relevant export proceeds.

Dividend

Revenue is recognised when the Company's right to receive the payment is established, which is generally when shareholders approve the dividend.

Interest Income

For all debt instruments measured either at amortised cost or at fair value through other comprehensive income, interest income is recorded using the effective interest rate (EIR). EIR is the rate that exactly discounts the estimated future cash payments or receipts over the expected life of the financial instrument or a shorter period, where appropriate, to the gross carrying amount of the financial asset or to the amortised cost of a financial liability. When calculating the effective interest rate, the Company estimates the expected cash flows by considering all the contractual terms of the financial instrument (for example, prepayment, extension, call and similar options) but does not consider the expected credit losses. Interest income is included in finance income in the statement of profit and loss.

(d) Segment Reporting:

Operating segments are reported in a manner consistent with the internal reporting provided to the Chief Operating Decision Maker ("CODM") of the Company. The CODM, who is responsible for allocating resources and assessing performance of the operating segments, has been identified as the Chairman and Managing Director of the Company. The Company has identified one reportable segment "Container Freight Station" i.e. based on the information reviewed by CODM. Refer note 25 for segment information presented.



(c) Tax:

Current income tax

The income tax expense or credit for the period is the tax payable on the current period's taxable income based on the applicable income tax rate adjusted by changes in deferred tax assets and liabilities attributable to temporary differences and to unused tax losses

The current income tax charge is calculated on the basis of the tax laws enacted or substantively enacted at the end of the reporting period where the Company generate taxable income. Management periodically evaluates position taken in tax returns with respect to situations in which applicable tax regulation is subject to interpretation. It establishes provisions where appropriate on the basis of amounts expected to be paid to the tax authorities.

Deferred tax

Deferred income tax is provided in full, using the liability method, on temporary differences arising between the tax bases of assets and liabilities and their carrying amounts in the financial statements. Deferred income tax is determined using tax rates (and laws) that have been enacted or substantively enacted by the end of the reporting period and are expected to apply when the related deferred income tax asset is realised or the deferred income tax liability is settled.

Deferred tax assets are recognised for all deductible temporary differences and unused tax losses only if it is probable that future taxable amounts will be available to utilise those temporary differences and losses.

Deferred tax assets are not recognised for temporary differences between the carrying amount and tax bases of investments in subsidiaries, branches and associates and interest in joint arrangements where it is not probable that the differences will reverse in the foreseeable future and taxable profit will not be available against which the temporary differences can be utilised.

The carrying amount of deferred tax assets is reviewed at each reporting date and reduced to the extent that it is no longer probable that sufficient taxable profit will be available to allow all or part of the deferred tax asset to be utilised. Unrecognised deferred tax assets are re-assessed at each reporting date and are recognised to the extent that it has become probable that future taxable profits will allow the deferred tax asset to be recovered.

Deferred tax assets and liabilities are measured at the tax rates that are expected to apply in the year when the asset is realised, or the liability is settled, based on tax rates (and tax laws) that have been enacted or substantively enacted at the reporting date.

Deferred tax assets and liabilities are offset when there is a legally enforceable right to offset current tax assets and liabilities and when the deferred tax balances relate to the same taxation authority. Current tax assets and tax liabilities are offset where the entity has a legally enforceable right to offset and intends either to settle on a net basis, or to realise the assets and settle the liability simultaneously.

Current and deferred tax is recognised in Statement of profit and loss, except to the extent that it relates to items recognised in other comprehensive income or directly in equity. In this case, the tax is also recognised in other comprehensive income or directly in equity, respectively.

(f) Property, Plant and equipment

Freehold land is carried at historical cost. All other items of property, plant and equipment are stated at historical cost less depreciation. Historical cost includes expenditure that is directly attributable to the acquisition of the items.

Subsequent costs are included in the asset's carrying amount or recognised as a separate asset, as appropriate, only when it is probable that future economic benefits associated with the item will flow to the Company and cost can be measured reliably. The carrying amount of any component accounted for as a separate assets is derecognised when replaced. All other repairs and maintenance are charged to statement of profit and loss during the reporting period in which they are incurred. The management review the useful life of the assets at each reporting date.

Depreciation methods, estimated useful lives and residual value

Depreciation on additions/ deletions to Tangible and Intangible Assets is calculated on pro-rata basis from the month of such additions/ deletions. The Company provides depreciation on straight-line method at the rates specified under Schedule II to the Companies Act, 2013, except for:

- Reach Stackers and forklifts (included in Other Equipment's) are depreciated over a period of ten years, based on the technical evaluation;
- Additions/ construction of Building and Leasehold Improvements are being amortised over the balance period of the lease;
- Assets individually costing less than Rs. 5,000 are fully depreciated in the year of acquisition/ construction.

Gains and losses on disposal are determined by comparing proceeds with carrying amount. These are included in statement of profit and loss.

(g) Intangible Assets

Intangible assets purchased are measured at cost or fair value as of the date of acquisition, as applicable, less accumulated amortisation and accumulated impairment, if any. Intangible assets of the Company consist of computer software and is amortised under straight line method over a period of three years

(h) Leases:

The Company assesses at contract inception whether a contract is, or contains, a lease. That is, if the contract conveys the right to control the use of an identified asset for a period of time in exchange for consideration.

Company as a lessee

The Company's lease asset classes primarily comprise of lease for land and building. The Company assesses whether a contract contains a lease, at inception of a contract. A contract is, or contains, a lease if the contract conveys the right to control the use of an identified asset for a period of time in exchange for consideration. To assess whether a contract conveys the right to control the use of an identified asset, the Company assesses whether: (i) the contract involves the use of an identified asset (ii) the Company has substantially all of the economic benefits from use of the asset through the period of the lease and (iii) the Company has the right to direct the use of the asset.



i) Right-of-use assets

The Company recognises right-of-use assets at the commencement date of the lease (i.e., the date the underlying asset is available for use). Right-of-use assets are measured at cost, less any accumulated depreciation and impairment losses, and adjusted for any remeasurement of lease liabilities. The cost of right-of-use assets includes the amount of lease liabilities recognised, initial direct costs incurred, and lease payments made at or before the commencement date less any lease incentives received. Right-of-use assets are depreciated on a straight-line basis over the lease term.

If ownership of the leased asset transfers to the Company at the end of the lease term or the cost reflects the exercise of a purchase option, depreciation is calculated using the estimated useful life of the asset.

The right-of-use assets are also subject to impairment. Refer to the accounting policies in section (i) Impairment of non-financial assets.

ii) Lease Liabilities

At the commencement date of the lease, the Company recognises lease liabilities measured at the present value of lease payments to be made over the lease term. The lease payments include fixed payments (including in substance fixed payments) less any lease incentives receivable, variable lease payments that depend on an index or a rate, and amounts expected to be paid under residual value guarantees. The lease payments also include the exercise price of a purchase option reasonably certain to be exercised by the Company and payments of penalties for terminating the lease, if the lease term reflects the Company exercising the option to terminate. Variable lease payments that do not depend on an index or a rate are recognised as expenses (unless they are incurred to produce inventories) in the period in which the event or condition that triggers the payment occurs.

In calculating the present value of lease payments, the Company uses its incremental borrowing rate at the lease commencement date because the interest rate implicit in the lease is not readily determinable. After the commencement date, the amount of lease liabilities is increased to reflect the accretion of interest and reduced for the lease payments made. In addition, the carrying amount of lease liabilities is remeasured if there is a modification, a change in the lease term, a change in the lease payments (e.g., changes to future payments resulting from a change in an index or rate used to determine such lease payments) or a change in the assessment of an option to purchase the underlying asset.

iii) Short-term leases and leases of low-value assets

The Company applies the short-term lease recognition exemption to its short-term leases of machinery and equipment (i.e., those leases that have a lease term of 12 months or less from the commencement date and do not contain a purchase option). It also applies the lease of low-value assets recognition exemption to leases of office equipment that are considered to be low value. Lease payments on short-term leases and leases of low-value assets are recognised as expense on a straight-line basis over the lease term.

"Lease liability" and "Right of Use" asset have been separately presented in the Balance Sheet and lease payments have been classified as financing cash flows.

Company as a lessor

Leases in which the Company does not transfer substantially all the risks and rewards incidental to ownership of an asset are classified as operating leases. Rental income arising is accounted for on a straight-line basis over the lease terms. Initial direct costs incurred in negotiating and arranging an operating lease are added to the carrying amount of the leased asset and recognised over the lease term on the same basis as rental income. Contingent rents are recognised as revenue in the period in which they are earned.

(i) Impairment of assets

The Company assesses, at each reporting date, whether there is an indication that an asset may be impaired. If any indication exists, or when annual impairment testing for an asset is required, the Company estimates the asset's recoverable amount. An asset's recoverable amount is the higher of an asset's or cash-generating unit's (CGU) fair value less costs of disposal and its value in use. Recoverable amount is determined for an individual asset, unless the asset does not generate cash inflows that are largely independent of those from other assets or Company's of assets. Where the carrying amount of an asset or CGU exceeds its recoverable amount, the asset is considered impaired and is written down to its recoverable amount.

In assessing value in use, the estimated future cash flows are discounted to their present value using a pre-tax discount rate that reflects current market assessments of the time value of money and the risks specific to the asset. In determining fair value less costs of disposal, recent market transactions are taken into account, if available. If no such transactions can be identified, an appropriate valuation model is used. Impairment losses including impairment on inventories are recognised in the statement of profit and loss. After impairment, depreciation is provided on the revised carrying amount of the asset over its remaining useful life.

The Company bases its impairment calculation on detailed budgets and forecast calculations, which are prepared separately for each of the Company's CGUs to which the individual assets are allocated. These budgets and forecast calculations generally cover a period of five years. To estimate cash flow projections beyond periods covered by the most recent budgets/forecasts, the Company extrapolates cash flow projections in the budget using a steady or declining growth rate for subsequent years, unless an increasing rate can be justified. In any case, this growth rate does not exceed the long-term average growth rate for the products, industries, or country or countries in which the Company operates, or for the market in which the asset is used.

(j) Provisions

Provisions are recognised when the Company has a present legal or constructive obligation as a result of past events, it is probable that an outflow of resources will be required to settle the obligation and the amount can be reliably estimated. Provisions are not recognised for future operating losses.

Where there are a number of similar obligations, the likelihood that an outflow will be required in settlement is determined by considering the class of obligations as a whole. A provision is recognised even if the likelihood of an outflow with respect to any one item included in the same class of obligations may be small.



Provision are measured at the present value of management's best estimate of the expenditure required to settle the present obligation at the end of the reporting period. The discount rate used to determine the present value is a pre-tax rate that reflects current market assessments of the time value of money and the risk specific to the liability. The increase in the provision due to the passage of time is recognised as interest expense.

(k) Cash and Cash equivalents

For the purpose of presentation in the statement of cash flows, cash and cash equivalents includes cash on hand, demand deposits with banks, other short-term highly liquid investments with original maturities of three months or less that are readily convertible to known amounts of cash and which are subject to an insignificant risk of changes in value, and bank overdraft. Bank overdraft are shown within borrowing in current liabilities in the balance sheet.

(l) Trade Receivables

Trade Receivables are recognised initially at fair value and subsequently measured at amortised cost using the effective interest method, less provision for impairment.

(m) Investments and other financial assets

(i) Classification

The Company classifies financial assets in the following measurement categories:

- those to be measured subsequently at fair value (either through other comprehensive income, or through statement of profit and loss and
- those measured at amortised cost

The classification depends on the entity's business model for managing the financial assets and the contractual terms of the cash flows.

For the assets measured at fair value, gain and losses will either be recorded in statement of profit and loss or other comprehensive income. For investment in debt instrument, this will depends on the business model in which the investment is held.

The Company reclassifies debt investments when and only when its business model for managing those assets changes.

(ii) Measurement

At initial recognition, the Company measures a financial assets at its fair value plus, in the case of a financial assets not at fair value through profit or loss, transaction costs that are directly attributable to the acquisition to the financial assets. Transaction costs of financial assets carried at fair value through profit or loss are recognised immediately in statement of profit and loss.

Debt Instruments

Subsequent measurement of debt instruments depends on the Company's business model for managing the asset and cash flow characteristics of the asset. There are three measurement categories into which the Company classifies its debt instruments.

1. Amortised Cost. Assets that are held for the collection of contractual cash flows where those cash flows represent solely payments of principal and interest are measured at amortised cost. A gain or loss on a debt investment that is subsequently measured at amortised cost and is not part of a hedging relationship is recognised in profit or loss when the asset is derecognised or impaired. Interest income from these financial assets is included in finance income using the effective interest rate method.
2. Fair value through other comprehensive Income (FVOCI): Assets that are held for the collection of contractual cash flows and for selling the financial assets, where the assets cash flows represent solely payments of principal and interest, are measured at fair value through other comprehensive income (FVOCI). Movements in the carrying amount are taken through OCI, except for the recognition of impairment gains or losses, interest revenue and foreign exchange gains and losses which are recognised in statement of profit and loss. When the financial asset is derecognised, the cumulative gain or loss previously recognised in OCI is reclassified from equity to statement of profit and loss. Interest Income from these financial assets is included in finance income using the effective interest rate method.
3. Fair Value through profit or loss (FVPL). Assets that do not meet the criteria for amortised cost or FVOCI are measured as fair value through profit or loss. A gain or loss on a debt investment that is subsequently measured at fair value through profit or loss and is not part of a hedging relationship is recognised in profit or loss and presented net in the statement of profit and loss in the period in which it arises. Dividend income from these financial assets is included in other income.

(iii) Impairment of financial assets and contract assets

The Company applies the expected credit loss model for recognising impairment loss on financial assets measured at amortised cost, trade receivables and other contractual rights to receive cash or other financial assets.

For trade receivables only, the Company applies the simplified approach permitted by Ind AS 109 Financial Instruments, which requires expected lifetime losses to be recognised from initial recognition of the receivables.



In accordance with Ind AS 109, the Company assesses on a forward-looking basis the expected credit loss associated with its assets carried at amortised cost and FVTOCI debt instruments. ECLs are based on the difference between the contractual cash flows due in accordance with the contract and all the cash flows that the Company expects to receive, discounted at an approximation of the original effective interest rate. The expected cash flows will include cash flows from the sale of collateral held or other credit enhancements that are integral to the contractual terms.

For trade receivables and contract assets, the Company applies a simplified approach in calculating ECLs. Therefore, the Company does not track changes in credit risk, but instead recognises a loss allowance based on lifetime ECLs at each reporting date.

ECLs are recognised in two stages. For credit exposures for which there has not been a significant increase in credit risk since initial recognition, ECLs are provided for credit losses that result from default events that are possible within the next 12-months (a 12-month ECL). For those credit exposures for which there has been a significant increase in credit risk since initial recognition, a loss allowance is required for credit losses expected over the remaining life of the exposure, irrespective of the timing of the default (a lifetime ECL).

The Company considers that there has been a significant increase in credit risk when contractual payments are more than 30 days past due.

The Company considers a financial asset in default when contractual payments are 90 days past due. However, in certain cases, the Company may also consider a financial asset to be in default when internal or external information indicates that the Company is unlikely to receive the outstanding contractual amounts in full before taking into account any credit enhancements held by the Company. A financial asset is written off when there is no reasonable expectation of recovering the contractual cash flows.

(iv) Derecognition of financial assets

A financial asset is derecognised only when

- The Company has transferred the right to receive cash flows from the financial assets or
- Retains the contractual rights to receive the cash flows of the financial assets, but assumes a contractual obligation to pay cash flows to one or more recipients.

When the entity has transferred an asset, the Company evaluates whether it has transferred substantially all risks and rewards of ownership of the financial asset. In such cases, the financial asset is derecognised. Where the entity has not transferred substantially all risks and rewards of ownership of the financial asset, the financial asset is not derecognised.

Where the entity has neither transferred a financial asset nor retains substantially all risks and rewards of ownership of the financial asset, the financial asset is derecognised if the Company has not retained control of the financial asset. Where the Company retains control of the financial asset, the asset is continued to be recognised to the extent of continuing involvement in the financial asset.

(v) Income recognition

- (i) Interest: Interest income is recognised on a time proportion basis taking into account the amount outstanding and the effective interest rate.
- (ii) Dividend: Dividend income is recognised when the right to receive dividend is established.

(vi) Financial Liabilities

(i) Classification

The Company classifies its financial liabilities in the following measurement categories.

- those to be measured subsequently at fair value through the Statement of Profit and Loss, and
- those measured at amortised cost

(ii) Measurement

1. Financial liabilities at amortised cost- Financial liabilities at amortised cost represented by borrowings, trade and other payables are initially recognized at fair value, and subsequently carried at amortized cost.

2. Financial liabilities at fair value through profit and loss- Financial liabilities at fair value through profit and loss are measured at fair value with all changes recognized in the statement of profit and loss.

(iii) Reclassification of financial assets

The Company determines classification of financial assets and liabilities on initial recognition. After initial recognition, no reclassification is made for financial assets which are equity instruments and financial liabilities.

The following table shows various reclassification and how they are accounted for:

Original classification	Revised classification	Accounting treatment
Amortised cost	FVTPL	Fair value is measured at reclassification date. Difference between previous amortized cost and fair value is recognised in Statement of profit and loss.
FVTPL	Amortised Cost	Fair value at reclassification date becomes its new gross carrying amount. EIR is calculated based on the new gross carrying amount.
Amortised cost	FVTOCI	Fair value is measured at reclassification date. Difference between previous amortised cost and fair value is recognised in OCI. No change in EIR due to reclassification.
FVTOCI	Amortised cost	Fair value at reclassification date becomes its new amortised cost carrying amount. However, cumulative gain or loss in OCI is adjusted against fair value. Consequently, the asset is measured as if it had always been measured at amortised cost.
FVTPL	FVTOCI	Fair value at reclassification date becomes its new carrying amount. No other adjustment is required.
FVTOCI	FVTPL	Assets continue to be measured at fair value. Cumulative gain or loss previously recognized in OCI is reclassified to P&L at the reclassification date.



(o) Offsetting financial instruments

Financial assets and liabilities are offset and the net amount is reported in the balance sheet where there is a legally enforceable right to offset the recognised amounts and there is an intention to settle on a net basis or realise the assets and settle the liability simultaneously. The legally enforceable right must not be contingent on future events and must be enforceable in the normal course of business and in the event of default, insolvency or bankruptcy of the Company or the counterparty.

(p) Trade and other Payables

These amounts represent liabilities for goods and services provided to the Company prior to the end of financial year which are unpaid. The amounts are unsecured. Trade and other payables are presented as current liabilities unless payment is not due within 12 months after the reporting period. They are recognised initially at their fair value and subsequently measured at amortised cost using effective interest method.

(q) Borrowings

Borrowings are initially recognised at fair value, net of transaction costs incurred. Borrowings are subsequently measured at amortised cost. Any difference between the proceeds (net of transaction cost) and redemption amount is recognised in profit or loss over the period of the borrowings using the effective interest rate method. Fees paid on the establishment of loan facilities are recognised as transaction costs of the loan to the extent that it is probable that some or all of the facility will be drawn down. In this case, the fee is deferred until the draw down occurs. To the extent there is no evidence that it is probable that some or all of the facility will be drawn down, the fee is capitalised as a prepayment for liquidity services and amortised over the period of the facility to which it relates.

Borrowings are removed from the balance sheet when the obligation specified in the contract is discharged, cancelled or expired. The difference between the carrying amount of a financial liability that has been extinguished or transferred to another party and the consideration paid, including any non-cash assets transferred or liabilities assumed, is recognised in statement of profit and loss.

Borrowings are classified as current liabilities unless the Company has an unconditional right to defer settlement of the liability for at least 12 months after the reporting period. Where there is a breach of a material provision of a long-term arrangement on or before the end of the reporting period with the effect that the liability becomes payable on demand on the reporting date, the entity does not classify the liability as current, if the lender agreed, after the reporting period and before the approval of the financial statements for issue, not to demand payment as a consequence of the breach.

(r) Borrowing Cost

General and specific borrowing costs that are directly attributable to the acquisition, construction or production of a qualifying assets are capitalised during the period of time that is required to complete and prepare the assets for its intended use or sale. Qualifying assets are assets that necessarily take a substantial period of time to get ready for their intended use or sale.

Investment income earned on the temporary investment of specific borrowings pending their expenditure on qualifying assets is deducted from the borrowing costs eligible for capitalisation.

Other borrowing costs are expensed in the period in which they are incurred.

(s) Retirement and Other Employee Benefits**(i) Short term obligations**

Liabilities for wages and salaries, including non-monetary benefits that are expected to be settled wholly within 12 months after the end of the period in which the employees render the related service are recognised in Statement of profit and loss in respect of employees service up to the end of the reporting period and are measured at the amounts expected to be paid when the liabilities are settled. The liabilities are presented as current employee benefit obligations in the balance sheet.

(ii) Other long term employee benefit obligations

The liabilities for earned leave and sick leave are not expected to be settled wholly within 12 months after the end of the period in which the employees render the related service. They are therefore measured as the present value of expected future payments to be made in respect of services provided by employees up to the end of the reporting period using the projected unit credit method. The benefits are discounted using the market yields at the end of the reporting period that have terms approximating to the terms of the related obligation. Remeasurement as a result of experience adjustments and changes in actuarial assumptions are recognised in profit or loss.

(iii) Post employment obligations

The Company operates the following post-employment schemes:

- 1.) Defined benefit plans such as gratuity; and
- 2.) Defined contribution plans such as provident fund.

Gratuity Obligations

The liability recognised in the balance sheet in respect of defined benefit gratuity plan is the present value of the defined obligation at the end of the reporting period less the fair value of plan assets. The defined benefit obligation is calculated annually by actuaries using the projected unit credit method.

The present value of the defined benefit obligation denominated in INR is determined by discounting the estimated future cash outflow by reference to market yields at the end of the reporting period on government bonds that have terms approximating to the terms of the related obligations.



The net interest cost is calculated by applying the discount rate to the net balance of defined benefit obligations and fair value of plan assets. This cost is included in employee benefit expenses in the statement of profit and loss.

Remeasurement gains and losses arising from experience adjustment and changes in actuarial assumptions are recognised in the period in which they occur, directly in other comprehensive income. They are included in retained earnings in the statement of changes in equity and in the balance sheet.

Changes in the present value of the defined benefit obligation resulting from plan amendments or curtailments are recognised immediately in statement of profit and loss as past service cost.

Defined Contribution Plans

The Company pays provident fund contribution to publicly administered provident funds as per local regulations. The Company has no further payment obligations once the contributions have been paid. The contributions are accounted for as defined contribution plans and the contributions are recognised as employee benefit expense when they are due.

(iv) Bonus Plan

The Company recognise the liability and an expenses for bonus. The Company recognise a provision where contractually obliged or where there is a past practice that has created a constructive obligation.

(t) Earnings per Share:

(i) Basic earnings per share

Basic earnings per share is calculated by dividing:

- 1) The profit attributable to the owner of the Company
- 2) by the weighted average number of equity share outstanding during the financial year, adjusted for bonus elements in equity shares.

(ii) Diluted earnings per share

Diluted earnings per share adjusts the figure used in the determination of basis earnings per share to take into account:

- 1) the after income tax effect of interest and other financing costs associated with dilutive potential equity shares, and
- 2) the weighted average number of additional equity shares that would have been outstanding assuming the conversion of all dilutive potential equity shares.

(u) Contributed Equity

Equity shares are classified as equity.

Incremental costs directly attributable to the issue of new shares or options are shown in equity as a deduction, net of tax, from the proceeds.

(v) Dividends

Provision is made for the amount of any dividend declared, being appropriately authorised and no longer at the discretion of the entity, on or before the end of the reporting period but not distributed at the end of the reporting period.

(w) Derivatives

Derivatives are initially recognised at fair value on the date a derivative contract is entered into and are subsequently re-measured to their fair value at the end of each reporting period. The accounting for subsequent changes in fair value depends on whether the derivative is designated as a hedging instrument, and if so, the nature of the item being hedged and the type of hedge relationship designated.

(x) Embedded foreign currency derivatives

Embedded foreign currency derivatives are not separated from the host contract if they are closely related. Such embedded derivatives are closely related to the host contract, if the host contract is not leveraged, does not contain any option feature and requires payments in one of the following currencies:

- the functional currency of any substantial party to that contract,
- the currency in which the price of the related good or service that is acquired or delivered is routinely denominated in commercial transactions around the world,
- a currency that is commonly used in contracts to purchase or sell non-financial items in the economic environment in which the transaction takes place (i.e. relatively liquid and stable currency)

(y) Business combinations

The acquisition method of accounting is used to account for all business combinations, regardless of whether equity instruments or other assets are acquired. The consideration transferred for the acquisition of a subsidiary comprises the

- 1) fair values of the assets transferred;
- 2) liabilities incurred to the former owners of the acquired business;
- 3) equity interests issued by the Company; and
- 4) fair value of any asset or liability resulting from a contingent consideration arrangement.

Identifiable assets acquired and liabilities and contingent liabilities assumed in a business combination are, with limited exceptions, measured initially at their fair values at the acquisition date. The Company recognises any non-controlling interest in the acquired entity on an acquisition-by-acquisition basis either at fair value or at the non-controlling interests' proportionate share of the acquired entity's net identifiable assets.



Acquisition-related costs are expensed as incurred.

The excess of the

- 1) consideration transferred,
- 2) amount of any non-controlling interest in the acquired entity, and
- 3) acquisition-date fair value of any previous equity interest in the acquired entity

over the fair value of the net identifiable assets acquired is recorded as goodwill. If those amounts are less than the fair value of the net identifiable assets of the business acquired, the difference is recognised in other comprehensive income and accumulated in equity as capital reserve provided there is clear evidence of the underlying reasons for classifying the business combination as a bargain purchase. In other cases, the bargain purchase gain is recognised directly in equity as capital reserve.

Where settlement of any part of cash consideration is deferred, the amounts payable in the future are discounted to their present value as at the date of exchange. The discount rate used is the entity's incremental borrowing rate, being the rate at which a similar borrowing could be obtained from an independent financier under comparable terms and conditions.

Contingent consideration is classified either as equity or a financial liability. Amounts classified as a financial liability are subsequently remeasured to fair value with changes in fair value recognised in profit or loss.

If the business combination is achieved in stages, the acquisition date carrying value of the acquirer's previously held equity interest in the acquiree is remeasured to fair value at the acquisition date. Any gains or losses arising from such remeasurement are recognised in profit or loss or other comprehensive income, as appropriate.

(z) **Non-current assets held for sale**

Non-current assets are classified as held for sale if their carrying amount will be recovered principally through a sale transaction rather than through continuing use and a sale is considered highly probable. They are measured at the lower of their carrying amount and fair value less costs to sell, except for assets such as deferred tax assets, assets arising from employee benefits, financial assets and contractual rights under insurance contracts, which are specifically exempt from this requirement.

An impairment loss is recognised for any initial or subsequent write-down of the asset to fair value less costs to sell. A gain is recognised for any subsequent increases in fair value less costs to sell of an asset, but not in excess of any cumulative impairment loss previously recognised. A gain or loss not previously recognised by the date of the sale of the non-current asset is recognised at the date of de-recognition.

Non-current assets are not depreciated or amortised while they are classified as held for sale.

Non-current assets classified as held for sale are presented separately from the other assets in the balance sheet.

(aa) **Exceptional Items**

When items of income and expense within profit or loss from ordinary activities are of such size, nature or incidence that their disclosure is relevant to explain the performance of the Company for the year, the nature and amount of such items is disclosed separately as Exceptional items.

(ab) **Government Grants**

Government grants are recognised where there is reasonable assurance that the grant will be received and all attached conditions will be complied with. When the grant relates to an expense item, it is recognised as income on a systematic basis over the periods that the related costs, for which it is intended to compensate, are expensed. When the grant relates to an asset, it is recognised as income over the expected useful life of the related asset.

When the Company receives grants of non-monetary assets, the asset and the grant are recorded at fair value amounts and released to profit or loss over the expected useful life in a pattern of consumption of the benefit of the underlying asset.

(ac) **Contingent Liabilities**

A contingent liability is a possible obligation that arises from past events whose existence will be confirmed by the occurrence or non-occurrence of one or more uncertain future events beyond the control of the Company or a present obligation that is not recognized because it is not probable that an outflow of resources will be required to settle the obligation. A contingent liability also arises in extremely rare cases where there is a liability that cannot be recognized because it cannot be measured reliably. The Company does not recognize a contingent liability but discloses its existence in the financial statements.

2.3 Changes in accounting policies and disclosures

New and amended standards

(f) **Amendments to Ind AS 116: Covid-19-Related Rent Concessions**

The amendments provide relief to lessees from applying Ind AS 116 guidance on lease modification accounting for rent concessions arising as a direct consequence of the Covid-19 pandemic. As a practical expedient, a lessee may elect not to assess whether a Covid-19 related rent concession from a lessor is a lease modification. A lessee that makes this election accounts for any change in lease payments resulting from the Covid-19 related rent concession the same way it would account for the change under Ind AS 116, if the change were not a lease modification.

The amendments are applicable for annual reporting periods beginning on or after the 1 April 2020. In case, a lessee has not yet approved the financial statements for issue before the issuance of this amendment, then the same may be applied for annual reporting periods beginning on or after the 1 April 2019.

This amendment had no impact on the financial statements of the Company.



(ii) Amendments to Ind AS 103 Business Combinations

The amendment to Ind AS 103 Business Combinations clarifies that to be considered a business, an integrated set of activities and assets must include, at a minimum, an input and a substantive process that, together, significantly contribute to the ability to create output. Furthermore, it clarifies that a business can exist without including all of the inputs and processes needed to create outputs.

These amendments are applicable to business combinations for which the acquisition date is on or after the beginning of the first annual reporting period beginning on or after the 1 April 2020 and to asset acquisitions that occur on or after the beginning of that period. This amendment had no impact on the financial statements of the Company but may impact future periods if the Company enter into any business combinations.

(iii) Amendments to Ind AS 1 and Ind AS 8: Definition of Material

The amendments provide a new definition of material that states, "information is material if omitting, misstating or obscuring it could reasonably be expected to influence decisions that the primary users of general purpose financial statements make on the basis of those financial statements, which provide financial information about a specific reporting entity." The amendments clarify that materiality will depend on the nature or magnitude of information, either individually or in combination with other information, in the context of the financial statements. A misstatement of information is material if it could reasonably be expected to influence decisions made by the primary users.

These amendments had no impact on the financial statements of, nor is there expected to be any future impact to the Company.

These amendments are applicable prospectively for annual periods beginning on or after the 1 April 2020. The amendments to the definition of material are not expected to have a significant impact on the Company's financial statements.

(iv) Amendments to Ind AS 107 and Ind AS 109: Interest Rate Benchmark Reform

The amendments to Ind AS 109 Financial Instruments: Recognition and Measurement provide a number of reliefs, which apply to all hedging relationships that are directly affected by interest rate benchmark reform. A hedging relationship is affected if the reform gives rise to uncertainty about the timing and/or amount of benchmark-based cash flows of the hedged item or the hedging instrument. These amendments have no impact on the financial statements of the Company as it does not have any interest rate hedge relationships.

The amendments to Ind AS 107 prescribe the disclosures which entities are required to make for hedging relationships to which the reliefs as per the amendments in Ind AS 109 are applied. These amendments are applicable for annual periods beginning on or after the 1 April 2020. These amendments are not expected to have a significant impact on the Company's financial statements.

2.4 Significant accounting judgements, estimates and assumptions

In preparing these financial statements, management has made judgements, estimates and assumptions that affect the application of the company's accounting policies and the reported amounts of assets, liabilities, income, expenses, and the accompanying disclosures, and the disclosure of contingent liabilities. Uncertainty about these assumptions and estimates could result in outcomes that require a material adjustment to the carrying amount of assets or liabilities affected in future periods.

Estimates and underlying assumptions are reviewed on an ongoing basis. Revisions to estimates are recognised prospectively.

Estimates and assumptions

The key assumptions concerning the future and other key sources of estimation uncertainty at the reporting date, that have a significant risk of causing a material adjustment to the carrying amounts of assets and liabilities within the next financial year, are described below. The Company based its assumptions and estimates on parameters available when the consolidated financial statements were prepared. Existing circumstances and assumptions about future developments, however, may change due to market changes or circumstances arising that are beyond the control of the Company. Such changes are reflected in the assumptions when they occur.

-Provisions & Contingent Liabilities

The Company exercises judgement in measuring and recognising provisions and the exposures to contingent liabilities which is related to pending litigation or other outstanding claims. Judgement is necessary in assessing the likelihood that a pending claim will succeed, or a liability will arise, and to quantify the possible range of the financial settlement. Because of the inherent uncertainty in this evaluation process, actual liability may be different from the originally estimated as provision. (Refer Note 27)

-Useful lives of property, plant and equipment

The change in respect of periodic depreciation is derived after determining an estimate of an asset's expected useful life and the expected residual value at the end of its life. The useful lives and residual values of Company's assets are determined by management at the time the asset is acquired and reviewed periodically, including at each financial year end. The lives are based on historical experience with similar assets as well as anticipation of future events, which may impact their life, such as changes in technology. For the relative size of the Company's intangible assets. (Refer Note 3 & 4)



-Defined benefit plans (gratuity benefits)

The present value of the defined benefit obligations depends on a number of factors that are determined on an actuarial basis using a number of assumptions. The assumptions used in determining the net cost (income) for post employment plans include the discount rate. Any changes in these assumptions will impact the carrying amount of such obligations.

The Company determines the appropriate discount rate at the end of each year. This is the interest rate that should be used to determine the present value of estimated future cash outflows expected to be required to settle the defined benefit obligations. In determining the appropriate discount rate, the Company considers the interest rates of government bonds of maturity approximating the terms of the related plan liability. Refer note 11 for the details of the assumptions used in estimating the defined benefit obligation. (Refer Note 11)

- Impairment of trade receivables

Trade receivables are typically unsecured and are derived from revenue earned from customers. Credit risk has been managed by the Company through credit approvals, establishing credit limits and continuously monitoring the creditworthiness of customers to which the Company grants credit terms in the normal course of business. On account of adoption of Ind AS 109, the Company uses expected credit loss model to assess the impairment loss or gain. The Company uses a provision matrix and forward-looking information and an assessment of the credit risk over the expected life of the financial asset to compute the expected credit loss allowance for trade receivables. (Refer Note 23)

- Fair value of financial instruments

The fair value of financial instruments that are not traded in an active market is determined using valuation techniques. The Management uses its judgement to select a variety of methods and make assumptions that are mainly based on market conditions existing at the end of each reporting period. For details of the key assumptions used and the impact of changes to these assumptions refer Note 22.

Estimates and judgements are continually evaluated. They are based on historical experience and other factors, including expectations of future events that may have a financial impact on the Company and that are believed to be reasonable under the circumstances.



GATEWAY DISTRI PARKS (KERALA) LIMITED

Notes annexed to and forming part of financial statements for the year ended 31 March 2021

(All amounts in INR lakhs, unless otherwise stated)

Note 3: Property, plant and equipment

	Freehold Land	Leasehold Improvements Land	Building	Plant and Equipments	Yard Equipments [Refer Note (i)]	Electrical Installations and Equipment	Furniture and fittings	Office Equipments	Computer hardware	Vehicles [Refer Note (ii)]	Total
Gross carrying amount											
As at 1 April 2019	1,277.63	438.05	1,929.66	86.73	412.50	107.09	3.82	12.25	5.31	13.17	4,286.21
Additions	-	-	-	-	208.90	-	0.68	-	0.44	-	210.02
As at 31 March 2020	1,277.63	438.05	1,929.66	86.73	621.40	107.09	4.50	12.25	5.75	13.17	4,496.23
Additions	-	-	-	0.25	-	-	-	0.57	0.39	-	1.21
As at 31 March 2021	1,277.63	438.05	1,929.66	86.98	621.40	107.09	4.50	12.82	6.14	13.17	4,497.44
Accumulated depreciation and impairment											
As at 1 April 2019	-	36.38	301.75	25.62	162.51	52.15	1.41	10.55	4.61	4.24	599.22
Depreciation charge during the year	-	27.79	87.89	6.53	67.81	12.99	0.45	0.85	0.41	1.60	206.32
As at 31 March 2020	-	64.17	389.64	32.15	230.32	65.14	1.86	11.40	5.02	5.84	805.54
Depreciation charge during the period	-	27.79	87.03	6.54	73.45	12.99	0.49	0.47	0.42	1.60	210.78
As at 31 March 2021	-	91.96	476.67	38.69	303.77	78.13	2.35	11.87	5.44	7.44	1,016.32
Net carrying amount as at 31 March 2021	1,277.63	346.09	1,452.99	48.29	317.63	28.96	2.15	0.95	0.70	5.73	3,481.12
Net carrying amount as at 31 March 2020	1,277.63	373.88	1,540.02	54.58	391.08	41.95	2.64	0.85	0.73	7.33	3,690.69

NOTES:

- (i) Yard equipments includes reach stackers having gross carrying amount of INR 509.12 lakhs (31 March 2020: INR 316.11 lakhs) and having net carrying amount of INR 253.78 lakhs (31 March 2020: INR 316.11 lakhs).
(ii) Vehicles includes tractor having gross carrying amount of INR 5.00 lakhs (31 March 2020: INR 5.00 lakhs) and having net carrying amount of INR 1.40 lakhs (31 March 2020: INR 1.98 lakhs).
(iii) Asset were pledged as security against borrowing. During the current year, the Company has fully repaid the loan.



GATEWAY DISTRI PARKS (KERALA) LIMITED

Notes annexed to and forming part of financial statements for the year ended 31 March 2021

(All amounts in INR lakhs, unless otherwise stated)

Note 4: Intangible assets

	Computer Software [Refer note below]	Total
Gross carrying amount		
As at 1 April 2019	2.27	2.27
Additions	-	-
As at 31 March 2020	2.27	2.27
Additions	-	-
As on 31 March 2021	2.27	2.27
Amortisation and Impairment		
As at 31 March 2019	1.90	1.90
Amortisation charge for the year	0.17	0.17
As at 31 March 2020	2.07	2.07
Amortisation charge for the year	0.20	0.20
As on 31 March 2021	2.27	2.27
Net carrying amount as on 31 March 2021	-	-
Net carrying amount as at 31 March 2020	0.20	0.20

Note:

Computer software consists of software license cost and Microsoft license cost. Useful life of Computer software is estimated to be 3 years, based on technical obsolescence of such assets.

----- The space below has been left blank intentionally ----->



GATEWAY DISTRI PARKS (KERALA) LIMITED

Notes annexed to and forming part of financial statements for the year ended 31 March 2021

(All amounts in INR lakhs, unless otherwise stated)

Note 5: Financial assets

Note 5(a) Trade receivables and Contract Assets

	31 March 2021	31 March 2020
Trade receivables	140.75	138.94
Receivables from related parties (refer note 26)	30.10	39.06
Less: Impairment allowance*	-	-
Total receivables	170.85	178.00
Current portion	170.85	178.00
Non current portion	-	-
Break-up of securities details		
	31 March 2021	31 March 2020
Secured, considered good	-	-
Unsecured, considered good	170.85	178.00
Trade receivables – credit impaired	-	-
Total	170.85	178.00
Less: Impairment allowance*	-	-
Total trade receivables	170.85	178.00

The trade receivable are due from Chakiat Agencies as on 31 March 2021 amounting to INR 30.10 lakhs (31 March 2020 INR 39.06 lakhs). Chakiat Agencies is a firms in which Company's director is a partner. Refer note 26.

Trade receivables are non-interest bearing and are generally on terms of 30 to 90 days.

* The provision for impairment of trade receivable has been made basis the expected credit loss method and on case to case basis management judgement.

Contract Assets

	31 March 2021	31 March 2020
Accrued ground rent		
- Unsecured, considered good	24.76	13.01
Total cash and cash equivalents	24.76	13.01

Contract Assets relate to ongoing services for which the Company has entered into agreement with customer wherein the Company has identified its performance obligations in contract as per Ind AS 115 "Revenue from contract with customers". The Company's right to receive consideration is conditional upon satisfaction of these performance obligation. Contract Assets are in the nature of unbilled receivables which arises when Company satisfies performance obligation but does not have unconditional rights to consideration.

As at 31 March 2021, the Company has contract assets of INR 24.76 lakhs (31 March 2020: INR 13.01 lakhs) which is net of an allowance for expected credit losses of Nil (31 March 2020: Nil).

The performance obligation in respect of services being provided by the Company, are satisfied over a period of time and upon acceptance of the customer. Billing and payment is made upon delivery of services.

5(b) Cash and cash equivalent

	31 March 2021	31 March 2020
Balances with banks		
- on current accounts	38.83	48.28
- deposits with original maturity of 3 months or less	373.47	50.42
Cash on hand	0.21	0.39
Total cash and cash equivalent	412.51	99.09

Changes in liabilities arising from financial activities

	Non-Current borrowings (including current maturities) (refer note 10(a))	Lease liabilities (Current & Non- Current)
Opening balance as at 01 April 2019	4,106.16	-
Recognition on 01 April 2019 due to adoption of Ind AS 116	-	1,028.03
Cash flow (net)	(164.74)	(97.92)
Interest expenses	232.43	105.37
Other changes	(0.44)	-
As at 31 March 2020	4,173.41	1,035.48
Cash flow (net)	(365.20)	(99.89)
Interest expenses	247.53	106.14
As at 31 March 2021	4,055.74	1,041.73



GATEWAY DISTRI PARKS (KERALA) LIMITED

Notes annexed to and forming part of financial statements for the year ended 31 March 2021

(All amounts in INR lakhs, unless otherwise stated)

5(c) Bank balances other than 5 (b) above

	31 March 2021	31 March 2020
Deposits with original maturity of more than 3 months but less than 12 months	-	127.92
Total bank balances other than 5 (b) above	-	127.92

Note 5(d) Non Current : Other financial assets

	31 March 2021	31 March 2020
Other financial asset at amortised cost		
Interest accrued on deposits	1.50	0.44
Deposits with original maturity of more than 12 Months	18.33	-
Security and other deposits*	293.61	285.97
Margin money balances	51.50	17.26
Total other financial assets	364.94	303.67

*Security Deposit includes the deposit given to PACE CFS amounting to INR 150 lakhs which is under litigation (refer note 27)

Note 6: Deferred tax assets

The balance comprises temporary differences attributable to:

	31 March 2021	31 March 2020
Deferred Tax Assets:		
Provision for gratuity	2.72	2.97
Minimum alternate credit entitlement	118.02	118.02
Carry forward loss and unabsorbed depreciation	-	32.46
Lease liabilities	281.35	281.35
Total	402.09	434.80
Deferred Tax Liabilities		
Property, plant and equipment and intangible asset	(86.12)	(85.73)
On Right-to-Use assets	(179.98)	(179.98)
Total	(266.10)	(265.71)
Net Deferred tax assets	135.99	169.09

Significant estimates

Pursuant to the changes in the Indian income tax laws in fiscal year 2007, Minimum Alternate Tax ('MAT') has been extended to income in respect of which deduction is claimed under the tax holiday scheme under section 80 IA(4) of the Income Tax Act, 1961. Consequently, the Company has calculated its tax liability for current tax after considering MAT. The excess tax paid under MAT provisions over and above normal tax liability can be carried forward and set-off against future tax liabilities computed under normal tax provisions on the basis of approved business plans and budgets. The management based on the future projections, business plans and all viable options is confident that there would be sufficient taxable profits in the future to utilise the MAT credit within the stipulated period from the date of origination and thereby, the Company has concluded that it will have sufficient future taxable income to utilise its MAT credit.

Particulars	Deferred Tax	MAT Credit	Total
At April 1, 2019	(153.82)	117.65	(36.17)
(Charged)/credited			
-to profit or loss	204.17	0.37	204.54
-other comprehensive income	0.72	-	0.72
As at April 1, 2020	51.07	118.02	169.09
(Charged)/credited			
-to profit or loss	(32.74)	-	(32.74)
-other comprehensive income	(0.36)	-	(0.36)
As at March 31, 2021	17.97	118.02	135.99

Note 7: Income Tax Assets

Particulars	31 March 2021	31 March 2020
Opening balance	67.56	46.97
Current tax payable	(7.55)	(0.37)
Taxes paid	16.17	20.96
Income tax refund received	(40.35)	-
Closing Balance	35.83	67.56



GATEWAY DISTRI PARKS (KERALA) LIMITED

Notes annexed to and forming part of financial statements for the year ended 31 March 2021

(All amounts in INR lakhs, unless otherwise stated)

Note 8: Other assets

	31 March 2021		31 March 2020	
	Current	Non-current	Current	Non Current
Capital advances :				
- Related parties (refer note below)	-	1,247.11	-	1,247.11
- Others	-	5.00	-	5.00
Advances to suppliers	6.88	-	2.46	-
Advance to Staff	0.88	-	0.84	-
Prepaid expenses	6.61	-	5.98	-
Total other assets	14.37	1,252.11	9.28	1,252.11

Note:

The Company has given capital advances of INR 1247.11 lakhs to Chakiat Shipping Services Private Limited and Chakiat Agencies Private Limited for acquisition of land on behalf of the Company for its project at Ellore, Kochi. This land parcel was mortgaged with KSIDC till previous year. During the current year, Company has repaid the loan obtained from KSIDC and have accordingly discharged the mortgage on the land parcel. The aforementioned land parcel is being held by Chakiat Shipping Services Private Limited and Chakiat Agencies Private Limited in trust on behalf of the company until it is transferred in the name of the company through due process of Law under Urban Land (Ceiling and Regulation) Act,1976.

----- The space below has been left blank intentionally ----->



GATEWAY DISTRI PARKS (KERALA) LIMITED

Notes annexed to and forming part of financial statements for the year ended 31 March 2021

(All amounts in INR lakhs, unless otherwise stated)

Note 9: Equity share capital and other equity**9(a) Equity share capital****Authorised equity share capital**

	Number of shares	Amount
As at 31 March 2020- Equity shares of INR 10 each	235.00	2,350.00
As on 31 March 2021- Equity shares of INR 10 each	235.00	2,350.00

Issued, subscribed and paid up equity share capital

	Number of shares	Amount
As at 31 March 2020- Equity shares of INR 10 each	230.50	2,305.00
As on 31 March 2021- Equity shares of INR 10 each	230.50	2,305.00

(i) Reconciliation of shares outstanding at the beginning and end of reporting period.

	Number of shares	Amount
As at 1 April 2019	230.50	2,305.00
Change during the year	-	-
As at 31 March 2020	230.50	2,305.00
Change during the year	-	-
As on 31 March 2021	230.50	2,305.00

Terms and rights attached to equity shares

The Company has only one class of equity shares having a par value of INR 10 per share. Each shareholder is eligible for one vote per share held and is entitled to participate in dividend. The dividend proposed by the Board of Directors is subject to the approval of the shareholders in the ensuing Annual General Meeting.

In the event of liquidation of the Company, the shareholders are eligible to receive remaining assets of the Company, after distribution of all preferential amounts, in proportion to their shareholding.

(ii) Shares of the company held by holding/ultimate holding company

	31 March 2021	31 March 2020
Gateway Distriparks Limited (immediate and ultimate holding company)	138.30	138.30

(iii) Details of shareholders holding more than 5% shares in the company

	31 March 2021		31 March 2020	
	Number of shares	% holding	Number of shares	% holding
Gateway Distriparks Limited	138.30	60.00%	138.30	60.00%
Chakiat Agencies Private Limited	72.00	31.24%	72.00	31.24%
Chakiat Shipping Services Private Limited	20.00	8.68%	20.00	8.68%
	230.30	99.91%	230.30	99.91%

9(b) Other equity

	31 March 2021	31 March 2020
Retained earnings	0.55	(8.48)
Equity component of compensated financial instrument	127.73	127.73
Total reserves and surplus	128.28	119.25



GATEWAY DISTRI PARKS (KERALA) LIMITED

Notes annexed to and forming part of financial statements for the year ended 31 March 2021

(All amounts in INR lakhs, unless otherwise stated)

(i) Retained earnings

	31 March 2021	31 March 2020
Opening balance	(8.48)	(213.26)
Profit for the year	8.11	206.41
<i>Items of other comprehensive income/(loss) recognised directly in retained earnings:</i>		
-Remeasurements of post-employment benefit obligation, net of tax	0.92	(1.63)
Closing Balance	0.55	(8.48)

Nature and purpose of other reserves**Retained earnings**

Retained earnings represents all accumulated net income netted by all dividends paid to shareholders. Retained earnings includes re-measurement loss/(gain) on defined benefit plans, net of taxes that will not be reclassified to Statement of Profit and Loss. Retained earnings is a free reserve available to the Company.

Equity Component of Compound Financial Instrument

Opening balance as on 01 April 2020	127.73
Add: Equity Component of Compound Financial Instrument	-
Closing balance as on 31 March 2021	127.73

On implementation of Ind AS, Redeemable Preference Shares(RPS) has been separated into equity and liability component, being a Compound Financial Instrument under Ind AS 109, based on the terms of the agreement. On issuance of the RPS, the fair value of the liability component is determined using a market rate for an equivalent instrument. This amount is classified as a financial liability measured at amortised cost until it is extinguished on redemption. The remainder of the proceeds is recognised and included in other equity. The carrying amount of the equity portion is not remeasured in subsequent years.

----- The space below has been left blank intentionally ----->



GATEWAY DISTRI PARKS (KERALA) LIMITED

Notes annexed to and forming part of financial statements for the year ended 31 March 2021
(All amounts in INR lakhs, unless otherwise stated)

Note 10: Financial liabilities

10(a) Non-current borrowings

Particulars	31 March 2021	31 March 2020
Secured		
From Banks		
Vehicle Finance Loan (refer note (i) & (ii) below)	-	126.26
From Financial Institution		
Term Loan (refer note (iii) below)	-	238.94
Liability component of compound financial instrument (refer note (iv) below)	4,055.74	3,808.21
Total borrowings	4,055.74	4,173.41
Less: Current maturities of Non-current borrowings (included in note 10(d))	-	260.54
Total Non-Current borrowings	4,055.74	3,912.87

Particulars	31 March 2021	31 March 2020
Secured		
Term loans		
From Banks		
Stacker loan from HDFC Bank	-	125.69
Less: Current maturities of long term borrowings included in 10(d)	-	34.97
Vehicle & Forklift loan from Federal Bank	-	0.57
Less: Current maturities of long term borrowings included in 10(d)	-	0.57
From financial institutions		
Kerala State Industrial Development Corporation	-	238.94
Less: Current maturities of long term borrowings included in 10(d)	-	225.00
Liability component of compound financial instrument (refer note (iv) below)	4,055.74	3,808.21
Total non-current borrowings	4,055.74	3,912.87
Non-Current borrowings	4,055.74	3,912.87

Nature of Security and Terms of Repayment

(i) Vehicle Finance Loan from HDFC Bank of INR Nil (31 March 2020- INR Rs.125.69 lakhs) was secured by way of hypothecation of the Company's vehicles acquired from loan. Loan was repayable in 48 equal monthly instalments of INR 3.71 lakhs from July 20, 2019 to June 20, 2023 along with interest of 8.72% p.a. (31 March 2020- 8.72% p.a.) on reducing monthly balance. Loan has been fully repaid during the year.

(ii) Vehicle Finance Loan from Federal Bank of INR Nil (31 March 2020 - INR 0.57 lakhs) for vehicle was secured by way of hypothecation of the vehicle purchased. Loan was repayable in 36 equal monthly instalments of INR 0.19 lakhs from July 22, 2017 to June 22, 2020 along with interest of 8.5% p.a. (31 March 2020 - 8.5% p.a.) on reducing monthly balance. Loan has been fully repaid during the year.

(iii) Term Loan from Kerala State Industrial Development Corporation (KSIDC) INR Nil (31 March 2020- INR 238.94 lakhs) was secured by first charge on the fixed assets of the Company and Corporate Guarantee of Gateway Distriparks Limited, the Holding Company & Chakiar Agencies. Loan was repayable in 32 quarterly instalments commencing from May 2014 with interest rate of 8.90% p.a. (31 March 2020-8.90% p.a.). Interest was payable on quarterly basis. Loan has been fully repaid during the year.

(iv) Zero Coupon Redeemable Preference Shares (ZCRPS)

The preference shares are redeemable after 10 years as per resolution of the Board of Directors dated 5 June 2014 and 3rd February 2016. The estimated interest payable upto the date of Balance Sheet calculated @ 6% is disclosed as Long Term Liability on Redeemable Preference Shares(RPS). On implementation of Ind AS, RPS has been separated into equity and liability component, being a Compound Financial Instrument under Ind AS 109, based on the terms of the agreement.

The RPS are presented in the balance sheet as follows:

Particulars	31 March 2021	31 March 2020
Face value of ZCRPS	2,778.70	2,778.70
Equity Component of Compound Financial Instrument	(127.73)	(127.73)
Accumulated Finance cost on liability component	1,157.24	924.81
Interest expense for the year	247.53	232.43
Non-current borrowings	4,055.74	3,808.21



GATEWAY DISTRI PARKS (KERALA) LIMITED

Notes annexed to and forming part of financial statements for the year ended 31 March 2021

(All amounts in INR lakhs, unless otherwise stated)

10(b) Contract Liabilities

Particulars	31 March 2021	31 March 2020
Advances from Customers	3.17	16.95
Contract Liabilities	3.17	16.95

The Company has entered into agreements with customers for rendering of specified services. The Company has identified these performance obligations and recognised the same as contract liabilities in respect of contracts where the Company has obligation to render specified services to a customer for which the Company has received consideration. Contract Liabilities also include surplus realisations from auction proceedings.

10(c) Trade payables

Particulars	31 March 2021	31 March 2020
-Total outstanding dues of micro enterprises and small enterprises (refer note 28)	-	-
-Total outstanding dues of creditors other than micro enterprises and small enterprises	-	-
Payable to related party (refer note 26)	14.90	11.79
Other Payable	27.59	26.51
Total trade payables	42.49	38.30

Trade payables are non interest bearing and are normally settled in the range of 30 to 90 days terms

10(d) Other financial liabilities

Particulars	31 March 2021	31 March 2020
Current maturities of long-term borrowings		
From Banks		
Vehicle Loan (refer no 10(a))	-	0.57
Stacker loan from HDFC Bank Limited (refer no 10(e))	-	34.97
From Financial Institution		
Term Loan	-	225.00
Interest accrued but not due	-	0.33
Total other current financial liabilities	-	260.87

←----- The space below has been left blank intentionally ----->



GATEWAY DISTRI PARKS (KERALA) LIMITED

Notes annexed to and forming part of financial statements for the year ended 31 March 2021

(All amounts in INR lakhs, unless otherwise stated)

Note 11: Employee benefit obligations

Particulars	31 March 2021		31 March 2020	
	Current	Non-current	Current	Non-current
Gratuity	0.29	10.78	4.29	6.40
Total employee benefit obligations	0.29	10.78	4.29	6.40

Note:

(i) Leaves are not carried forwarded and the unavailed leaves gets lapsed at the end of year.

Note 12: Post Employment obligations**(a) Gratuity**

The Company provides for gratuity for employees in India as per payment of gratuity Act, 1972. Employee who are in continuous service for a period of 5 years are eligible for gratuity. The amount of gratuity payable on retirement / termination is the employees last drawn basic salary per month computed proportionately for 15 days salary multiplied for the number of years of service. The Gratuity plan of the company is unfunded.

(b) Defined Contribution Plans

The Company makes contributions to Provident Fund and Employee State Insurance Corporation (ESIC), which are defined contribution plan, for qualifying employees. Under the schemes, the Company is required to contribute a specified percentage of the payroll costs to fund the benefits. The Company recognised INR 4.37 lakhs (31 March 2020 INR 4.53 lakhs) for provident fund contributions and INR 0.78 lakhs (31 March 2020 INR 1.14 lakhs) for contribution to ESIC in the statement of profit and loss. The contributions payable to these plans by the Company are at rates specified in the rules of the schemes.

(c) The amount recognised in the balance sheet and the movement in the net defined benefit obligation over the year are as follows:

Balance sheet amount (Gratuity)

	Amount
Present value of obligation	10.69
1 April 2020	1.37
Current service cost	0.76
Interest expense/(income)	2.13
Total amount recognised in statement of profit and loss	2.13
<i>Remeasurements</i>	
Experience (gains)/losses	(1.28)
Total amount recognised in other comprehensive income	(1.28)
Benefit payments	(0.48)
31 March 2021	11.07

The net liability disclosed above relates to unfunded plans are as follows:

Particulars	31 March 2021	31 March 2020
Present value of unfunded plan	11.07	10.69
Deficit of gratuity plan	11.07	10.69

(d) Significant estimates: Actuarial assumptions and sensitivity

The significant actuarial assumptions were as follows:

Particulars	31 March 2021	31 March 2020
Discount rate	7.31%	6.86%
Salary growth rate	8.00%	8.00%
Attrition rate	6.00%	6.00%

Notes:

1) The discount rate is based on the prevailing market yields of Indian Government securities as at the Balance Sheet date for the estimated term of the obligation.

2) The salary escalation rate is the estimate of future salary increase considered taking into account the inflation, seniority, promotion and other relevant factors.



GATEWAY DISTRI PARKS (KERALA) LIMITED

Notes annexed to and forming part of financial statements for the year ended 31 March 2021

(All amounts in INR lakhs, unless otherwise stated)

(e) Sensitivity analysis

The sensitivity of the defined benefit obligation to changes in the weighted principal assumptions is:

Particulars	% Increase in DBO	CHANGE IN LIABILITY
Discount Rate +100 Basis Points	-9.11%	(1.01)
Discount Rate -100 Basis Points	10.98%	1.22
Salary Growth +100 Basis Points	10.75%	1.19
Salary Growth -100 Basis Points	-9.08%	(1.00)
Attrition Rate +100 Basis Points	-1.15%	(0.13)
Attrition Rate-100 Basis Points	1.34%	0.15

The above sensitivity analyses are based on a change in an assumption while holding all other assumptions constant. In practice, this is unlikely to occur, and changes in some of the assumptions may be correlated. When calculating the sensitivity of the defined benefit obligation to significant actuarial assumptions the same method (present value of the defined benefit obligation calculated with the projected unit credit method at the end of the reporting period) has been applied as when calculating the defined benefit liability recognised in the balance sheet.

The methods and types of assumptions used in preparing the sensitivity analysis did not change compared to the prior period.

(f) Defined benefit liability and employers contributions

Expected contributions to post employment benefits for the year ended 31 March 2021 is NIL (31 March 2020: Nil) for the unfunded plan.

(g) Defined benefit obligation and employers contributions

The weighted average duration of the projected benefit obligation is 10 years. The expected maturity analysis of undiscounted gratuity is as follows :

Particulars	31 March 2021	31 March 2020
1st following year	0.29	0.23
2nd following year	0.28	0.21
3rd following year	0.27	0.21
4th following year	3.87	0.46
5th following year	0.17	3.57
Sum of years 6 to 10	1.19	0.54

Note 13: Other Current Liabilities

Particulars	31 March 2021	31 March 2020
Statutory dues	15.00	9.76
Total other current liabilities	15.00	9.76



GATEWAY DISTRI PARKS (KERALA) LIMITED

Notes annexed to and forming part of financial statements for the year ended 31 March 2021

(All amounts in INR lakhs, unless otherwise stated)

Note 14: Revenue from contracts with customers

	31 March 2021	31 March 2020
Container Handling, Transport, Storage and Ground Rent income	1,358.58	1,406.38
Total Revenue from contracts with customers	1,358.58	1,406.38

I. Geographical markets

	31 March 2021	31 March 2020
Sale of Services - India	1,358.58	1,406.38
Sale of Services - Outside India	-	-
Total Revenue from contracts with customers	1,358.58	1,406.38

II. Timing of Revenue Recognition

	31 March 2021	31 March 2020
Services transferred at point in time	-	-
Services transferred over time	1,358.58	1,406.38
Total Revenue from contracts with customers	1,358.58	1,406.38

III. Contract Balances

	31 March 2021	31 March 2020
Trade receivables (refer Note 5(n))	170.85	178.00
Contract asset (refer Note 5(a))	24.76	13.01
Contract liabilities (refer Note 10(b))	3.17	16.95

Trade receivables are non-interest bearing and are generally on terms of 30 to 90 days.

Contract assets relates to revenue earned from container ground storage & handling service. As such, the balances of this account vary and depend on the number of containers available at the end of the year.

Contract liabilities include short-term advances received to render container handling & transportation services.

IV. Reconciliation of Revenue as per Contract Price and as recognized in the Statement of Profit and Loss

	31 March 2021	31 March 2020
Revenue as per Contract Price	1,397.23	1,448.01
Less: Discounts and Incentives	38.65	41.63
Total Revenue from Contracts with Customers	1,358.58	1,406.38

V. Performance Obligation

The performance obligation in respect of services provided being provided by the Company, are satisfied over a period of time and upon acceptance of the customer. Container will be not cleared from CFS till the acceptance is provided by the customer for the amount to be receivable for the underlying container. Contracts can be cancelled however the customer are liable to pay the amount of handling and rent for the services which they have availed till the date of cancellation Payment is generally due upon delivery of services and acceptance of customer. Payments are generally due within 30 to 90 days.

Note 15: Other income

	31 March 2021	31 March 2020
Interest Income:		
- From Bank	9.22	5.56
- From financial assets at amortised cost	7.51	7.09
- On income tax refund	4.10	-
- Others	0.60	1.05
Liabilities/provisions no longer required written back	-	2.22
Total other income	21.43	15.92



GATEWAY DISTRI PARKS (KERALA) LIMITED

Notes annexed to and forming part of financial statements for the year ended 31 March 2021

(All amounts in INR lakhs, unless otherwise stated)

Note 16: Operating expenses

	31 March 2021	31 March 2020
Incentives and commission	38.65	41.63
Transportation charges	169.39	214.86
Labour charges	81.87	128.45
Fuel charges	38.42	42.70
Auction related expenses	25.20	1.70
Sub contracting charges	11.71	10.81
Total operating expenses	365.24	440.15

Note 17: Employee benefit expense

	31 March 2021	31 March 2020
Salaries, wages, bonus	62.41	66.54
Contribution to provident and other funds (refer note 11 & 12)	5.15	5.67
Gratuity Expense (refer note 11 & 12)	2.13	1.94
Staff welfare expenses	11.54	11.82
Total Employee Benefit Expenses	81.23	85.97

Note 18: Depreciation and amortisation expense

	31 March 2021	31 March 2020
Depreciation on property, plant and equipment (refer note 3)	210.78	206.33
Amortisation of intangible assets (refer note 4)	0.20	0.17
Depreciation on Right-Of-Use assets (refer note 27(d))	88.55	88.54
Total depreciation and amortisation expense	299.53	295.04

Note 19: Finance costs

	31 March 2021	31 March 2020
Interest on borrowings	7.26	39.84
Interest on lease liabilities (refer Note 27(d))	106.14	105.37
Finance cost of zero coupon redeemable preference shares	247.53	232.43
Bank charges	3.49	1.37
Total Finance cost	364.42	379.01

Note 20: Other expenses

	31 March 2021	31 March 2020
Power and fuel	56.02	50.52
Rates and taxes	1.47	8.13
Repairs & Maintenance:		
Building	29.01	18.74
Plant and machinery	32.17	34.16
Others	0.31	0.47
Insurance	8.86	8.63
Directors sitting fees	25.00	19.00
Printing and stationery	5.27	9.48
Travelling expenses	6.05	10.17
Communication expenses	5.05	4.58
Security charges	13.88	13.76
Legal and professional charges	8.38	8.47
Audit fees (refer note 20(a) below)	4.84	5.45
Miscellaneous expenses	24.88	28.33
Total other expenses	221.19	219.89



GATEWAY DISTRI PARKS (KERALA) LIMITED

Notes annexed to and forming part of financial statements for the year ended 31 March 2021

(All amounts in INR lakhs, unless otherwise stated)

20(a) Details of payments to auditors

	31 March 2021	31 March 2020
Payment to auditors		
As auditor:		
Audit fee	2.50	2.50
Limited review	2.25	2.25
In Other Capacities		
Reimbursement of expenses	0.09	0.70
Total	4.84	5.45

Note 21: Income tax expense

21(a) Income Tax Expense

	31 March 2021	31 March 2020
(a) Income tax expense		
<u>Current tax</u>		
Current tax on profits for the year	7.55	0.37
Total current tax expense	7.55	0.37
<u>Deferred tax</u>		
Decrease/(increase) in deferred tax assets	32.74	(204.17)
MAT Credit Entitlement	-	(0.37)
Total deferred tax expense/(benefit)	32.74	(204.54)
Income tax expense	40.29	(204.17)

21(b) Reconciliation of tax expenses and the accounting profit multiplied by India's tax rate:

	31 March 2021	31 March 2020
Profit before tax	48.40	2.23
Statutory income tax rate	27.82%	27.82%
Computed expected tax expenses	13.46	0.62
<i>Differences due to:</i>		
Income that is exempt from Tax Under Section 80IA(4) of Income Tax Act	(13.46)	(0.62)
Tax effect on temporary differences increased/(reversed) during the tax holiday period	40.29	(204.17)
Effective income tax rate	40.29	(204.17)

21('c): No aggregate amounts of current and deferred tax have arisen in the reporting periods which have not been recognised in statement of profit and loss or other comprehensive income but directly debited/ (credited) to equity.

-----> The space below has been left blank, intentionally <-----



GATEWAY DISTRI PARKS (KERALA) LIMITED

Notes annexed to and forming part of financial statements for the year ended 31 March 2021

(All amounts in INR lakhs, unless otherwise stated)

22 FAIR VALUE MEASUREMENTS

(a) Financial instrument by category

Particulars	31 March 2021			31 March 2020		
	FVPL	FVOCI	Amortised cost	FVPL	FVOCI	Amortised Cost
Financial Assets						
Trade receivable	-	-	170.85	-	-	178.00
Cash and cash equivalent	-	-	412.51	-	-	99.09
Other bank balances	-	-	-	-	-	127.92
Other financial assets	-	-	-	-	-	303.67
Total financial assets	-	-	583.36	-	-	708.68
Financial Liabilities						
Lease liabilities(current and non current)	-	-	1,041.73	-	-	1,035.48
Borrowings (including current maturities)	-	-	4,055.74	-	-	4,173.41
Trade payables	-	-	42.49	-	-	38.30
Other financial liabilities	-	-	-	-	-	0.33
Total financial liabilities	-	-	4,098.23	-	-	4,212.04

(b) Fair Value Hierarchy

This section explains the judgements and estimates made in determining the fair value of the financial instruments that are (a) recognised and measured fair value and (b) measured at amortised cost and for which fair values are disclosed in the financial statements. To provide an indication about the reliability of the inputs used in determining fair value, the Company has classified its financial instruments into the three levels as prescribed in the accounting standards. An explanation of each level follows underneath the table.

Financial assets which are measured at amortised cost for which fair values are disclosed 31-March-2021	Notes	Level 1	Level 2	Level 3	Total
Financial Assets					
Security Deposit	5(d)	-	-	293.61	293.61
Total Financial Assets		-	-	293.61	293.61
Financial Liabilities					
Borrowings (including current maturities)	10(a)	-	-	4,055.74	4,055.74
Total Financial Liabilities		-	-	4,055.74	4,055.74

Financial assets which are measured at amortised cost for which fair values are disclosed 31-March-2020	Notes	Level 1	Level 2	Level 3	Total
Financial Assets					
Security Deposit	5(d)	-	-	285.97	285.97
Total Financial Assets		-	-	285.97	285.97
Financial Liabilities					
Borrowings (including current maturities)	10(a)	-	-	4,173.41	4,173.41
Total Financial Liabilities		-	-	4,173.41	4,173.41

Except for those financial assets/liabilities mentioned in the above table, the Company considers that the carrying amounts recognised in the financial statements approximate their fair values. For financial assets that are measured at fair value, the carrying amounts are equal to the fair values.

Level -1 Hierarchy includes financial instruments measured using quoted price. This includes mutual funds that have quoted price. The mutual funds are valued using the closing NAV.

Level - 2 The fair value of financial instruments that are not traded in an active market (for example trade bond, over-the-counter derivatives) is determined using valuation technique which maximise the use of observable market data and rely as little as possible on entity -specific estimates. If all significant inputs required to fair value an instrument are observable, the instrument is included in Level-2.

Level -3 If one or more of the significant inputs is not based on observable market data, the instrument is include in level 3.



GATEWAY DISTRI PARKS (KERALA) LIMITED

Notes annexed to and forming part of financial statements for the year ended 31 March 2021

(All amounts in INR lakhs, unless otherwise stated)

There are no transfers between level 1 and level 2 during the year.

The fair values of security deposit and non current borrowings were calculated based on cash flows discounted at current lending rate/ borrowing rate. They are classified as level 3 fair values in the fair value hierarchy due to the use of unobservable inputs, including own credit risk.

(ii) Valuation technique used to determine fair value

Specific valuation technique used to value financial instruments include:

1) The fair value of the financial instruments is determined using discounted cash flow analysis.

All of the resulting fair value estimates are included in level 3.

(iii) Fair value of financial assets and liabilities measured as amortised cost

	31 March 2021		31 March 2020	
	Carrying Amounts	Fair Value	Carrying Amounts	Fair Value
Financial Assets				
Security Deposit (refer note 5(d))	293.61	293.61	285.97	285.97
Total Financial Assets	293.61	293.61	285.97	285.97
Financial Liabilities				
Borrowings (refer note 10(a))	4,055.74	4,055.74	4,173.41	4,173.41
Total Financial Liabilities	4,055.74	4,055.74	4,173.41	4,173.41

The fair value of financial instruments that are not traded in an active market is determined using valuation techniques, if any. The Company uses its judgement to select a variety of methods and make assumptions that are mainly based on market conditions existing at the end of each reporting period.

(e) Significant Estimates

The fair value of financial instruments that are not traded in an active market is determined using valuation techniques. The Company uses its judgement to select a variety of methods and make assumptions that are mainly based on market conditions existing at the end of each reporting period. For details of the key assumptions used and the impact of changes to these assumptions see (i) and (ii) above.

----- The space below has been left blank intentionally ----->



GATEWAY DISTRI PARKS (KERALA) LIMITED

Notes annexed to and forming part of financial statements for the year ended 31 March 2021

(All amounts in INR lakhs, unless otherwise stated)

23 FINANCIAL RISK MANAGEMENT

The Company's principal financial liabilities, other than derivatives, comprise loans and borrowings, trade and other payables. The Company's principal financial assets include trade and other receivables, and cash and cash equivalents that derive directly from its operations.

The Company's financial risk management is an integral part of how to plan and execute its business strategies. The Company is exposed to market risk, liquidity risk and credit risk.

The Company's senior management oversees the management of these risks. The senior professionals working to manage the financial risks and the appropriate financial risk governance framework for the Company are accountable to the Board of Directors and the Audit Committee. This process provides assurance to the Company's senior management that the Company's financial risk taking activities are governed by appropriate policies and procedures and that the financial risks are identified, measured and managed in accordance with the Company policies and Company risk objective. In the event of crisis caused due to external factors such as by the recent pandemic "COVID-19", the management assesses the recoverability of its assets, maturity of its liabilities to factor it in cash flow forecast to ensure that there is enough liquidity in these situations through internal and external source of funds.

Risk	Exposure arising from	Measurement	Management
Credit risk	Cash and cash equivalent, trade receivable, financial assets measured at amortised cost.	Ageing analysis	Bank deposit, credit limits
Liquidity risk	Borrowings and other liabilities	Rolling cash flow forecast	Availability of committed borrowings facilities (Cash Credit)
Market risk -interest rate	Long-term borrowings at variable rates	Sensitivity analysis	Monitoring and shifting benchmark interest rates

(A) Credit Risk

Credit risk is the risk that counterparty will not meet its obligation under a financial instrument or customer contract, leading to a financial loss. The Company is exposed to credit risk from its operating activities (primarily trade receivables) and from its financing activities, including deposits with bank and financial institution and other financial instruments.

An impairment analysis is performed at each reporting date on trade receivables by lifetime expected credit loss method based on provision matrix. Other factors of default are determined by considering the business environment in which the Company operates and other macro-economic factors. The Company considers the probability of default upon initial recognition of asset and whether there has been a significant increase in credit risk on an ongoing basis throughout each reporting period. To assess whether there is a significant increase in credit risk the Company compares the risk of a default occurring on the asset as at the reporting date with the risk of default as at the date of initial recognition. It considers reasonable and supportive forwarding-looking information such as: adverse changes in business, changes in the operating results of the counterparty, change to the counterparty's ability to meet its obligations etc. Financial assets are written off when there is no reasonable expectation of recovery.

(i) Credit Risk Management

Financial instruments and cash deposits

The Company maintains exposure in cash and cash equivalents, term deposits with banks and investments in mutual funds. The Company has diversified portfolio of investment with various number of counter-parties which have good credit ratings, good reputation and hence the risk is reduced. Individual risk limits are set for each counter-party based on financial position, credit rating and past experience. Credit limits and concentration of exposures are actively monitored by the Company. For banks and financial institutions, only high rated banks/institutions are accepted.

The Company's maximum exposure to credit risk as at 31 March 2021 and 31 March 2020 is the carrying value of each class of financial assets as disclosed in note 5.



GATEWAY DISTRI PARKS (KERALA) LIMITED

Notes annexed to and forming part of financial statements for the year ended 31 March 2021

(All amounts in INR lakhs, unless otherwise stated)

Trade Receivable and Contract Assets

Trade receivables are typically unsecured and are derived from revenue earned from customers. Contract assets are unsecured receivables. It comprises of accrued income on containers lying at the warehouse/yard but have not been invoiced.

Credit risk has been managed by the Company through credit approvals, establishing credit limits and continuously monitoring the creditworthiness of customers to which the Company grants credit terms in the normal course of business. On account of adoption of Ind AS 109, the Company uses expected credit loss model to assess the impairment loss or gain. The Company uses a provision matrix and forward-looking information and an assessment of the credit risk over the expected life of the financial asset to compute the expected credit loss allowance for trade receivables. There are no significant credit risk pertaining to margin money and utility deposits.

Of the Trade Receivables balance as at 31 March 2021, the top 5 customers of the Company represent the balance of Rs.132.79 lakhs (31 March 2020- Rs.118.71 lakhs). There are 4 customers who represent more than 5% of total balance of Trade Receivables.

Total maximum credit exposure on trade receivable as at 31 March 2021 is Rs.170.85 lakhs (31 March 2020 is Rs. 178. lakhs)

The amount of Trade receivable outstanding as at 31 March 2021 and 31 March 2020 is as follows:

Year	Upto 30 days	30 to 60 days	60 to 90 days	90 to 180 days	180 to 360 days	More Than 365 days	Total
31 March 2021	119.35	46.02	5.13	0.35	-	-	170.85
31 March 2020	93.23	56.77	20.10	7.90	-	-	178.00

(ii) Reconciliation of loss allowances provision - Trade Receivable and Contract Assets

Loss Allowances on 1 April 2019	0.16
Provision reversed during the year	(0.16)
Loss Allowances on 31 March 2020	-
Provision provided for the year	-
Loss Allowances on 31 March 2021	-

Credit Risk on cash & Cash equivalents is limited as the Company is generally deposit surplus fund with banks. The Company is not exposed to any other credit risks.

(B) Liquidity Risk

Liquidity risk is the risk that the Company will not be able to meet its financial obligations as they become due. The Company manages its liquidity risk by ensuring, as far as possible, that it will always have sufficient liquidity to meet its liabilities when due. Also, the Company has unutilized credit limits with banks.

(i) Maturities of financial liabilities

The following table shows the maturity analysis of the Company's financial liabilities based on contractually agreed undiscounted cash flows as at the balance sheet date. Balance due within 12 months equal their carrying balances as the impact of discounting is not significant. Contractual maturities of financial liability is as follows:

Contractual maturities of financial liabilities	Less than 3 month	3 months to 6 months	6 months to 1 years	Between 1 and 2 years	More than 2 years	Total
31 March 2021						
Borrowings	-	-	-	-	4,055.74	4,055.74
Lease liabilities (undiscounted value)	-	-	101.89	109.01	2,455.76	2,666.66
Trade payables	42.49	-	-	-	-	42.49
Total Non derivative liabilities	42.49	-	101.89	109.01	6,511.50	6,764.89

Contractual maturities of financial liabilities	Less than 3 month	3 months to 6 months	6 months to 1 years	Between 1 and 2 years	More than 2 years	Total
31 March 2020						
Borrowings	65.23	64.90	130.36	55.41	3,857.51	4,173.41
Lease liabilities (undiscounted value)	-	-	99.89	101.89	2,564.77	2,766.55
Trade payables	38.30	-	-	-	-	38.30
Other Financial Liabilities	0.33	-	-	-	-	0.33
Total Non derivative liabilities	103.86	64.90	230.25	157.30	6,422.28	6,978.59



GATEWAY DISTRI PARKS (KERALA) LIMITED

Notes annexed to and forming part of financial statements for the year ended 31 March 2021

(All amounts in INR lakhs, unless otherwise stated)

(C) Market Risk

Market risks comprises of price risk and interest rate risk. The Company does not designate any fixed rate financial assets as fair value through profit and loss nor at fair value through OCI. Therefore company is not exposed to any interest rate risks. Similarly Company does not have any financial instrument which is exposed to change in price.

(a) Interest Rate risk exposure

The exposure of the company's borrowings to interest rate changes at the end of the reporting period are as follows.

Particulars	As at 31 March 2021	As at 31 March 2020
Variable Rate Borrowings	-	-
Fixed Rate Borrowings	4,055.74	4,173.41
Total Borrowings	4,055.74	4,173.41

(b) Sensitivity

Profit or loss is sensitive to higher /lower interest expense from borrowings as a result of changes in interest rates.

Particulars	Impact on profit after tax Increase / (Decrease)	
	As at 31 March 2021	As at 31 March 2020
Interest Rate - Increase by 1 basis point*	-	-
Interest Rate - Decrease by 1 basis point*	-	-

* Holding all other variable constant

Excessive risk concentration

Concentrations arise when a number of counterparties are engaged in similar business activities, or have economic features that would cause their ability to meet contractual obligations to be similarly affected by changes in economic or other conditions. Concentrations indicate the relative sensitivity of the Company's performance to developments affecting a particular industry. In order to avoid excessive concentrations of risk, the Company's policies and procedures include specific guidelines to focus on the maintenance of a diversified portfolio. Identified concentrations of credit risks are controlled and managed accordingly.

24 CAPITAL MANAGEMENT

The Company considers total equity as shown in the balance sheet including retained profit and share capital as managed capital.

The Company aim to manages its capital efficiently so as to safeguard its ability to continue as a going concern and to optimize returns to shareholders. The capital structure of the Company is based on management's judgment of the appropriate balance of key elements in order to meet its strategic and day-to-day needs. The Company considers the amount of capital in proportion to risk and manage the capital structure in light of changes in economic conditions and the risk characteristics of the underlying assets. In order to maintain or adjust the capital structure, the Company may adjust the amount of dividends paid to shareholders, return capital to shareholders or issue new shares.

The Company's policy is to maintain a stable and strong capital structure with a focus on total equity so as to maintain investor, creditors and market confidence and to sustain future development and growth of its business. The Company will take appropriate steps in order to maintain, or if necessary adjust, its capital structure. The Company is not subject to financial covenants in any of its significant financing agreements.

The capital components of the Company are as given below:

Particulars	31 March 2021	31 March 2020
Total Equity	2,433.28	2,424.25
Total Borrowings	4,055.74	4,173.41
Cash & Cash Equivalents	412.51	99.09
Net debt	3,643.23	4,074.32
Debt to Equity Ratio	1.50	1.68



GATEWAY DISTRI PARKS (KERALA) LIMITED

Notes annexed to and forming part of financial statements for the year ended 31 March 2021
(All amounts in INR lakhs, unless otherwise stated)

25 SEGMENT INFORMATION:

- (i) The Company is engaged in business of Container Freight Station. "Container Freight Station" segment includes common user facilities located at various sea ports in India, offering services for handling (including related transport), temporary storage of import / export laden and empty containers and cargo carried under customs control.

Operating segments are reported in a manner consistent with the internal reporting provided to the Chief Operating Decision Maker ("CODM") of the Company. The CODM, who is responsible for allocating resources and assessing performance of the operating segments, has been identified as the Chairman of the Company. The Company has identified one reportable segment "Container Freight Station" i.e. based on the information reviewed by CODM. Thus, the segment revenue, segment results, total carrying amount of segment assets, total carrying amount of segment liabilities, total cost incurred to acquire segment assets, total amount of charge for depreciation during the year is as reflected in the Financial Statement as of and for the year ended 31 March 2021.

- (ii) Segment revenue

The Company operates as a single segment. The segment revenue is measured in the same way as in the statement of profit or loss :

Segment	31 March 2021		31 March 2020	
	Revenue from external customers	Total segment revenue	Revenue from external customers	Total segment revenue
Container Freight Station	1,358.58	1,358.58	1,406.38	1,406.38
Total Segment revenue	1,358.58	1,358.58	1,406.38	1,406.38

The Company is domiciled in India. All the assets and revenue are within India. No revenue or assets from/or outside India :

Revenue from external customers	31 March 2021	31 March 2020
India	1,358.58	1,406.38
Outside India	-	-
Total	1,358.58	1,406.38

The amount of its non-current assets broken down by location of the customers is shown in the table below.

Non-current assets*	31 March 2021	31 March 2020
India	6,844.00	7,112.78
Outside India	-	-
Total	6,844.00	7,112.78

* Other than deferred tax assets

Particulars	31 March 2021	31 March 2020
Number of customers from who revenue is more than 10% of total revenue	2	2

26 RELATED PARTY DISCLOSURE:

A) Name of related parties and related parties relationship :

(1) Holding Company

Gateway Distriparks Limited (60% share holding)

(2) Investing party in respect of which the Company is an associate:

Chakiat Agencies Private Limited

(3) Entities in which directors have control/significant influence

Perfect Communications Private Limited
Chakiat Shipping Services Private Limited
Chakiat Agencies Private Limited
Chakiat Agencies

(4) Key Management Personnel

(i) Executive Directors

Mr. Prem Kishan Das Gupta
Mr. P. Narayanan
Mr. Raghu Jaicam

(ii) Non Executive & Independent Directors

Mr. Shabbir Hassanbhai
Mr. Bhaskar Avula Reddy

(iii) Other Key Management Personnel

Mr. Sandeep Kumar Shaw, Chief Financial Officer
Mr. Kartik Sundaram Aiyer, Company Secretary
Mr. V. Vecrarahav, Manager



GATEWAY DISTRI PARKS (KERALA) LIMITED

Notes annexed to and forming part of financial statements for the year ended 31 March 2021

(All amounts in INR lakhs, unless otherwise stated)

B) Related party transactions

Sl. No.	Name of Party	Nature of Transaction	31 March 2021	31 March 2020
1	Chakiat Agencies	Revenue from operations	195.81	270.78
		Transportation charges	135.33	137.05
		Incentive/commission	4.30	4.59
2	Perfect Communications Private Limited	Revenue from operations	1.17	-
3	Chakiat Agencies Private Limited	Reimbursement of expenses of one line incentive at the empty yard	4.59	-
		Reimbursement of expenses	0.38	0.30
		Interest expense for redeemable preference shares	11.39	10.69
4	Chakiat Shipping Services Private Limited	Incentive/commission	0.23	0.68
		Interest expense for redeemable preference shares	87.63	82.28
		Reimbursement of expenses	-	0.19
5	Gateway Distriparks Limited	Interest expense for redeemable preference shares	148.52	139.46
6	Shri.Prem Kishan Dass Gupta Shri.Shabbir Hakimuddin Hassanbhai Shri.P.Narayanan Shri.Raghu Jairam Shri.Bhaskar Avula Reddy	Directors sitting fees	5.00	4.00
			5.00	4.00
			5.00	4.00
			5.00	3.00
			5.00	4.00

C) Key Management Personnel Compensation

S.No.	Party Name	31 March 2021	31 March 2020
1	Short-term employee benefits	12.49	4.75
2	Post employee benefits obligations	2.95	2.73
3	Sitting Fees to Executive Directors (refer note 26(B))	15.00	11.00
4	Sitting Fees to Non-Executive and Independent Directors (refer note 26(B))	10.00	8.00

D) Outstanding at the end of the reporting period in relation to transactions with related parties:

S.No.	Party Name	31 March 2021	31 March 2020	
1	Receivables For Goods and Services Chakiat Agencies	30.10	39.06	
		30.10	39.06	
1	For Capital Advances Chakiat Shipping Services Private Limited	1,172.51	1,172.51	
2	Chakiat Agencies Private Limited	74.60	74.60	
		1,247.11	1,247.11	
	Total Receivable	1,277.21	1,286.17	
1	Payables Chakiat Agencies	14.90	11.79	
	2	Chakiat Shipping Services Private Limited	0.01	-
		Total Payable	14.91	11.79

(E) Loans to/from related parties

No loan has been given/ received to/ from any related parties.

(F) Note:

Services provided from/to related parties are generally priced at arm's length. Other reimbursement of expenses to/from related parties is on cost basis.

All other transactions were made on normal commercial terms and conditions and at market rates.



GATEWAY DISTRI PARKS (KERALA) LIMITED

Notes annexed to and forming part of financial statements for the year ended 31 March 2021
(All amounts in INR Lakhs, unless otherwise stated)

27 Commitments, Contingent liabilities and leases

Particulars	31 March 2021	31 March 2020
(a) COMMITMENTS:		
Estimated amount of contracts remaining to be executed on capital account	23.02	-
(b) Guarantees excluding financial guarantees:		
Bank Guarantees and Continuity Bonds executed in favour of The President of India through the Commissioners of Excise and Customs and Sales Tax	16,900.00	16,900.00
(c) CONTINGENT LIABILITIES:		
The Company has contingent liabilities as at 31 March 2021 and 31 March 2020 in respect of:		
Claim not acknowledged as debts:		
a) Company entered into a joint venture with PACE CFS Private Limited (PACE) since it had an ICD license on 29-09-2007 for a period of 3 years. The Company had given a security deposit of Rs 150 lakhs to PACE as a part of the agreement against which PACE CFS Private Limited created an equitable mortgagee on the facilities viz lease land of 1.68 acres at Aroor with 25000sq ft building in the favour of company by depositing original title deeds. The joint venture operation with Pace CFS Private Limited was terminated on 28.09.2010. PACE CFS Private Limited had initiated arbitration proceedings against the company claiming a sum of INR 137.17 lakhs. The Company has filed a recovery suit in response to suit filed by its joint venture partner in Sub Court Cherthala for a total sum of Rs.2085 lakhs, being value of security deposit and interest thereon. The learned Arbitrator by his award dated 25-08-2015 allowed the claim of M/s. PACE CFS in part and dismissed the counter claim of company. It was held that Ms. PACE CFS is entitled to an amount of INR 89.00 lakhs towards minimum remuneration and that they are entitled to be adjusted against the deposit made. Challenging the award of the Arbitrator two applications have been filed before the District Court, Ernakulam as Arb. O.P. No. 1362/15 and 1363/15. Both the appeals have been admitted and the same has been posted for hearing. The security deposit of INR 150.00 lakhs given to Pace CFS Private Limited is considered as good and recoverable in spite of disputes between joint venture partner and based on legal advice management is of the opinion that no provision is required to be made in respect of the aforesaid case.		
b) Company had given a security deposit of INR 150 lakhs to PACE as a part of JV agreement against which PACE CFS created an equitable mortgagee on the facilities viz lease land of 1.68 acres at Aroor with 25000sq ft building in the favour of company by depositing original title deeds. The legal owner of the property, Mrs. Rajamani Amma, filed a suit seeking a declaration that the sale deeds have been collected by company from co-operative Bank, Kollam not to create any mortgage and that company is liable to return the title deeds. An injunction is also sought against M/s. GDKL from proceeding against the property on the basis of equitable mortgage purported to have been created. The written statement has been filed in the said case controverting the allegations in the plaint. Mrs. Rajamani Amma died on 23-08-2014, whereby, an application was filed by one Rajan Pillai Foundation alleging that Smt. Rajamani Amma had executed a Will making the foundation a legatee under the Will. The Munsiff's Court Cherthala allowed the application on 25-07-2016 without considering any of the issues. A revision petition was filed by company before the Honble High court of Kerala as C.R.P. 356/2016. The revision was allowed in favour of company on 20-02-2017. The suit is pending before the Cherthala Court. During the previous year, witness hearing has been ordered against which one month stay has been issued. As per the management, there will be no implication on the company.		
c) The company had paid INR 695.97 lakhs as upfront premium at the time of obtaining leasehold right on leasehold land. This leasehold land is used for the business of the company. Company has capitalized the same as intangible assets as per Income Tax Act and claimed depreciation @25%. The Principal Commissioner of Income Tax ("PCIT") has initiated the revisionary proceedings under Section 263 of the Act in so far as it relates to allowance of the depreciation claimed on lease premium paid for acquisition of land under Section 32(1)(ii) of the Act disallowing the depreciation claimed. Litigation is under process and management believes that demand is not tenable. ITAT has decided against the Company. Company has filed appeal against order of ITAT in High Court in Jan'19. During previous year, Case has been admitted and awaiting case listing dates. Company is carrying brought forward losses and depreciation of INR 350 lakhs and have 801A exemption available, hence there will be no financial impact. Management is of the opinion that no provision is required to be made in respect of the aforesaid case.		



GATEWAY DISTRI PARKS (KERALA) LIMITED

Notes annexed to and forming part of financial statements for the year ended 31 March 2021

(All amounts in INR Lakhs, unless otherwise stated)

(d) Leases

The Company has lease contracts for land used in its operations. Leases of land have lease terms of 30 years. The Company's obligations under its leases are secured by the lessor's title to the leased assets. The Company is restricted from assigning and subleasing the leased assets.

The Company applies the 'short-term lease' and 'lease of low-value assets' recognition exemptions for these leases.

Lease liabilities and Right-of-Use asset have been separately presented in the Balance Sheet and lease payments have been classified as financing cash flows.

Set out below are the carrying amounts of right-of-use assets recognised and the movements during the period:

Particulars	Land
As at 01 April 2019	1,887.09
Add: Additions during the year	-
Less: Depreciation expense for the year	88.54
As at 31 March 2020	1,798.55
Add: Additions during the year	-
Less: Depreciation expense for the year	88.55
As at 31 March 2021	1,710.00

Depreciation has been charged to ROU Assets on a straight line method based on the lease term and is included under depreciation and amortization expense in the statement of Profit and Loss.

Set out below are the carrying amounts of lease liabilities and the movements during the period:

Particulars	31 March 2021	31 March 2020
As at 01 April	1,035.48	1,028.03
Add: Additions during the year	-	-
Add: Accretion of Interest	106.14	105.37
Less: Payment of lease liabilities	99.89	97.92
As at 31 March	1,041.73	1,035.48
Non Current	939.84	935.59
Current	101.89	99.89

The maturity analysis of lease liabilities are disclosed in Note 23.

The weighted average incremental borrowing rate of 8.5% p.a. has been applied to lease liabilities recognised in the balance sheet at the date of initial application.

The following are the amounts recognised in profit or loss:

Particulars	31 March 2021	31 March 2020
Depreciation expense of right-of-use assets	88.55	88.54
Interest expense on lease liabilities	106.14	105.37
Total amount recognised in profit or loss	194.69	193.91

The Company had total cash outflows for leases of INR 99.89 lakhs in 31 March 2021 (INR 97.92 lakhs in 31 March 2020).

The table below provides details regarding the contractual maturities of lease liabilities as at 31 March 2021 and 31 March 31 2020 on an undiscounted basis:

Particulars	31 March 2021	31 March 2020
Less than One year	101.89	99.89
One to five years	567.34	551.22
More than five years	1,997.43	2,115.44
Total	2,666.66	2,766.55

The Company does not face a significant liquidity risk with regard to its lease liabilities as the current assets are sufficient to meet the obligations related to lease liabilities as and when they fall due.



GATEWAY DISTRI PARKS (KERALA) LIMITED

Notes annexed to and forming part of financial statements for the year ended 31 March 2021

(All amounts in INR Lakhs, unless otherwise stated)

28 DETAILS OF DUES TO MICRO AND SMALL ENTERPRISES AS DEFINED UNDER THE MICRO, SMALL AND MEDIUM ENTERPRISES DEVELOPMENT (MSMED) ACT, 2006

The Micro, Small and Medium Enterprises have been identified by the Company from the available information, which has been relied upon by the auditors.

According to such identification, the disclosures as per Section 22 of The Micro, Small and Medium Enterprise Development (MSMED) Act, 2006 are as follows.

	31 March 2021	31 March 2020
i) The principal amount and the interest due thereon remaining unpaid to any supplier		
- Principal amount	-	-
- Interest thereon	-	-
ii) The amount of interest paid by the buyer in terms of section 18, along with the amounts of the payment made to the supplier beyond the appointed day.	-	-
iii) The amount of interest due and payable for the year of delay in making payment (which have been paid but beyond the appointed day during the year) but without adding the interest specified under this act.	-	-
iv) The amount of interest accrued and remaining unpaid.	-	-
v) The amount of further interest remaining due and payable even in the succeeding years, until such date when the interest dues above are actually paid to the small investor.	-	-

The above information has been determined to the extent such parties could be identified on the basis of the information available with the Company regarding the status of suppliers under the MSMED.

29 EARNINGS PER SHARE

The number of shares used in computing Basic and Diluted Earnings per Share is the weighted average number of shares outstanding during the year.

Basic and Diluted EPS amounts are calculated by dividing the profit for the year attributable to equity holders by the weighted average number of Equity shares outstanding during the year.

	31 March 2021	31 March 2020
Profit attributable to the equity holders of the Company used in calculating basic/ diluted earnings per share	8.11	206.41
Weighted average number of equity shares used as the denominator in calculating basic/diluted earnings per share (In lakhs)	230.50	230.50
Total basic/ diluted earnings per share attributable to the equity holders of the Company	0.04	0.90

30 On account of COVID-19 pandemic, nationwide lockdown was imposed by Government of India effective March 24, 2020 which extended for a couple of months in varied parts of the country and in varied forms. At the time of finalisation of these financial statements the severity of the pandemic is peaking day by day across the country and on account of which various state Governments have started imposing lockdown like restrictions in various parts of the country. Consequent to these uncertainties caused due to continuation of pandemic, the Company has done a detailed assessment for carrying amount of financial and non-financial assets and does not anticipate any impairment to these assets. Also, the management does not see any risks in the Company's ability to continue as a going concern and meeting its liabilities as and when they fall due. The situation though is changing rapidly giving rise to inherent uncertainty around the extent and timing of the potential future spread of COVID-19 and due to which the Company will continue to closely monitor any material changes to future economic conditions, if any. Considering that the Company is in the business of providing inter-modal container logistics services which is considered under essential Services and the management believes that the impact of this outbreak on the business and financial position of the Company will not be significant.

31 The Indian Parliament has approved the Code on Social Security, 2020 which would impact the contributions by the company towards Provident Fund and Gratuity. The Ministry of Labour and Employment has released draft rules for the Code on Social Security, 2020 on November 13, 2020, and has invited suggestions from stakeholders which are under active consideration by the Ministry. The Company will assess the impact and its valuation once the subject rules are notified and will give appropriate impact in its financial statements in the period in which, the Code becomes effective and the related rules to determine the financial impact are published.

32 The figures for the corresponding previous year have been regrouped/reclassified wherever necessary, to make them comparable.

As per our report of even date

For S.R. Batlibat & Co. LLP

Chartered Accountants

Firm Registration No. 301003E/E300005

For and on behalf of the Board of Directors of

Gateway Distriparks (Kerala) Limited

Vishal Sharma

per Vishal Sharma

Partner

Membership No.: 096766

Place: Faridabad

Date: 26 April 2021



Prem Kishan Dass Gupta

Prem Kishan Dass Gupta

Chairman

DIN: 00011670

Place: New Delhi

Date: 26 April 2021

P. Narayanan

P. Narayanan

Director

DIN: 00307798

Place: Kerala

Date: 26 April 2021



Sandeep Kumar Shaw

Sandeep Kumar Shaw

Chief Financial Officer

PAN: AJRPS0674C

Place: Ghaziabad

Date: 26 April 2021

S. Kartik Aiyar

S. Kartik Aiyar

Company Secretary

Membership No.: A10681

Place: Mumbai

Date: 26 April 2021